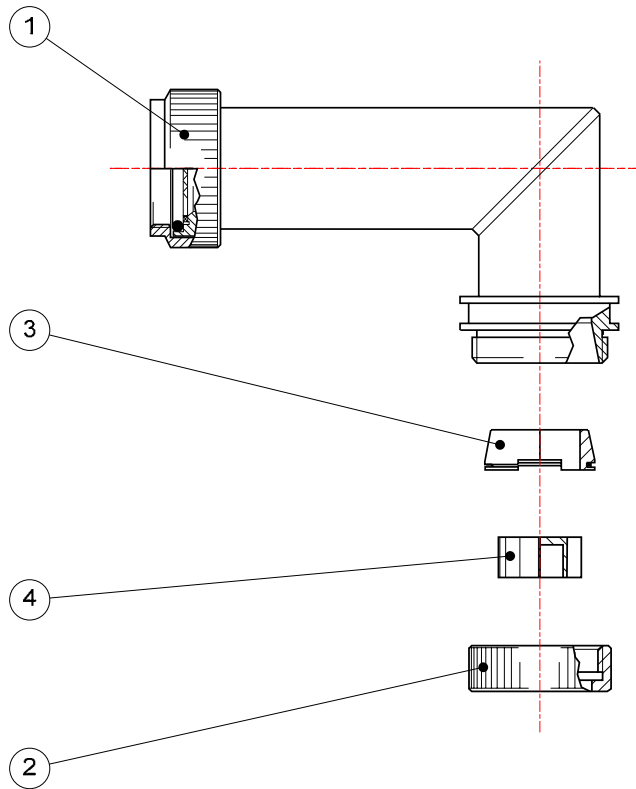
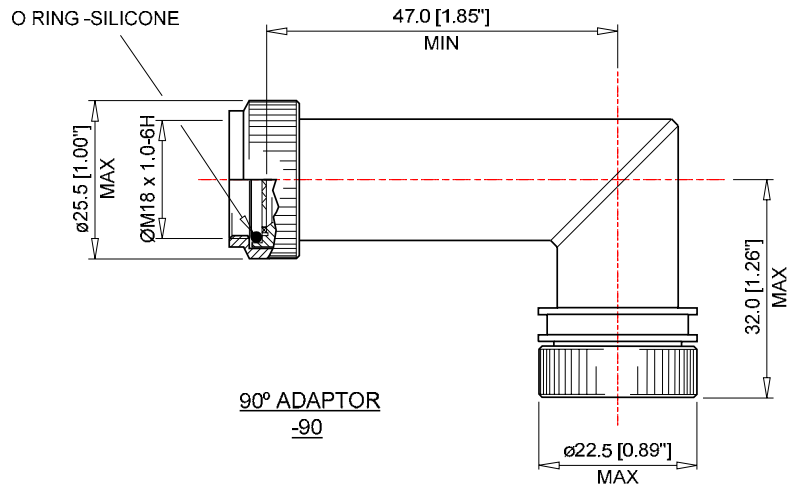



CUSTOMER DRAWING

REV:
A

DATE:
May 20, 2008



© 2008 Tyco Electronics Corporation. All rights reserved.

		Raychem Harnessing 300 Constitution Drive Menlo Park, CA 94025 U.S.A.		TITLE: HEXASHIELD ADAPTOR FOR CODE 40 CONNECTOR O/NO C 13 PLAIN CLAMPING NUT			
UNLESS OTHERWISE SPECIFIED DIMENSIONS ARE IN MILLIMETERS. INCH DIMENSIONS ARE SHOWN IN BRACKETS		Tyco Electronics reserves the right to amend this drawing at any time. Users should evaluate the suitability of the product for their application.		DOCUMENT NO. HXS122-KC-90-13-A3-1			
DRAWN: IRT	DATE: May 20, 2008	CAGE CODE: 06090	DCR # ECO-08-012470	FILE: HXS122-KC-90-13-A3-1	SCALE: NONE	SHEET: 1 OF 3	

If this document is printed it becomes uncontrolled. Check for the latest revision.

CUSTOMER DRAWING

REV:
ADATE:
May 20, 2008

KIT DESCRIPTION

ITEM	DESCRIPTION	MATERIAL
1	BODY ASSEMBLY	STAINLESS STEEL
2	CLAMPING NUT - PLAIN	STAINLESS STEEL
3	CONIC RING	STAINLESS STEEL
4	STAR - PLAIN	STAINLESS STEEL

TABLE OF DIMENSIONS

Order Number	Shell Size		Ferrule Quantity
	Mil.	Com.	Standard
13	C	13	3

PART NUMBERING

HXS122 - K C - 90 - 13 - A3 - 1

- SEQUENTIAL NUMBER _____
- SEE APPLICATION FOR MATING INFORMATION
- MATERIAL CODE: _____
- K = STAINLESS STEEL
- PLATING CODE: _____
- C = ELECTROLESS NICKEL TO SAE-AMS-C-26074
- BODY STYLE _____
- 90 = 90°
- ORDER NUMBER _____
- FERRULE QUANTITY CODE – SEE APPLICATION _____
- 1 = PLAIN CLAMPING NUT _____


APPLICATION

- This adaptor is designed to be mounted on the following connectors:

MIL-DTL-38999 Series III and IV Shell Sizes C (13)

- It is qualified to the Raychem specification RB-114, when installed on metallic Mil-Specification circular connectors only.
- It is designed primarily for open wire bundle installation but is also designed to accept a Raychem heat shrink moulded part where strain relief is required – see illustration.

© 2008 Tyco Electronics Corporation. All rights reserved.

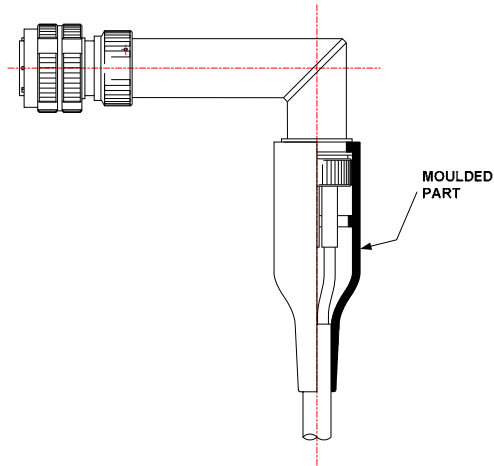
		Raychem Harnessing 300 Constitution Drive Menlo Park, CA 94025 U.S.A.		TITLE: HEXASHIELD ADAPTOR FOR CODE 40 CONNECTOR O/NO C 13 PLAIN CLAMPING NUT			
UNLESS OTHERWISE SPECIFIED DIMENSIONS ARE IN MILLIMETERS. INCH DIMENSIONS ARE SHOWN IN BRACKETS		Tyco Electronics reserves the right to amend this drawing at any time. Users should evaluate the suitability of the product for their application.		DOCUMENT NO. HXS122-KC-90-13-A3-1			
DRAWN: IRT	DATE: May 20, 2008	CAGE CODE: 06090	DCR # ECO-08-012470	FILE: HXS122-KC-90-13-A3-1	SCALE: NONE	SHEET: 2 OF 3	

If this document is printed it becomes uncontrolled. Check for the latest revision.

CUSTOMER DRAWING

REV:
A

DATE:
May 20, 2008



- Use in conjunction with ferrules HET-A-0XX, which are purchased separately. Refer to HET-A-0XX Customer Drawing for relevant selection details.

INSTALLATION

- See Installation Procedure RPIP-696-07 for assembly.
- See Installation Procedure RPIP-696-00 for shield termination.


PACKAGING

- All components are supplied in a plastic bag.

NOTES!

1. Assembly is to be permanently marked with Code Identity Number and Part Number.
(e.g. 06090 HXS122-KC-90-13-A3-1)

© 2008 Tyco Electronics Corporation. All rights reserved.

		Raychem Harnessing 300 Constitution Drive Menlo Park, CA 94025 U.S.A.		TITLE: HEXASHIELD ADAPTOR FOR CODE 40 CONNECTOR O/NO C 13 PLAIN CLAMPING NUT			
UNLESS OTHERWISE SPECIFIED DIMENSIONS ARE IN MILLIMETERS. INCH DIMENSIONS ARE SHOWN IN BRACKETS		Tyco Electronics reserves the right to amend this drawing at any time. Users should evaluate the suitability of the product for their application.		DOCUMENT NO. HXS122-KC-90-13-A3-1			
DRAWN: IRT	DATE: May 20, 2008	CAGE CODE: 06090	DCR # ECO-08-012470	FILE: HXS122-KC-90-13-A3-1	SCALE: NONE	SHEET: 3 OF 3	

If this document is printed it becomes uncontrolled. Check for the latest revision.