REVISIONS					
REV.	ECN NO.	LOCATION	DESCRIPTION	DATE	DESIGN
A0	N/A		INITIAL RELEASE	/	/
A1	N/A		图面升级整理图面	2025.05.17	阿树

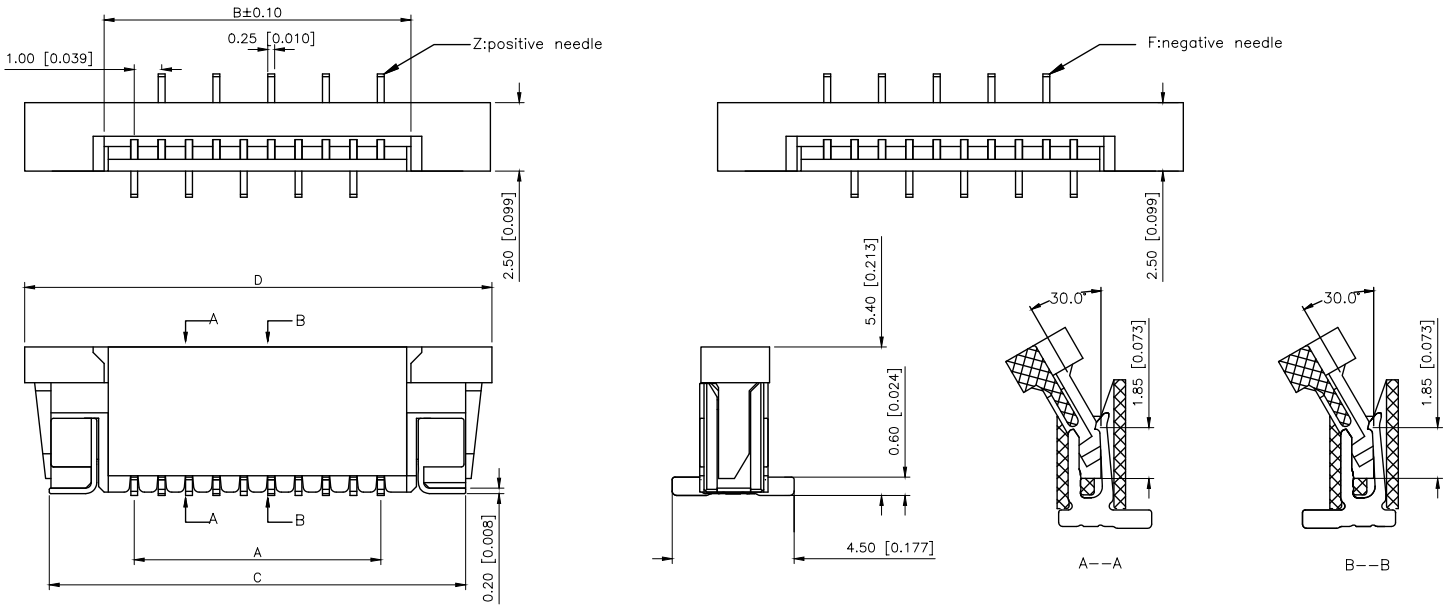

1.FPC NOT MATING CONDITION BANNED CLOSURE
2.PART NO. LEGEND.

PART NO.:

X10C25 18 G Z
① ② ③ ④

①Series Name:X10C25=1.00mm Pitch(H:2.50mm)
②Number of terminals:XX=02-35PIN
③Plating : G:Gold Flash Over Nickel
T:Tin Over Nickel
④Z:positive needle F:negative needle

3.PERFORMANCE:
3.1: CURRENT RATING:0.5A/PIN
3.2: VOLTAGE RATING:50V(AC/DC)
3.3: CONTACT RESISTANCE: INITIAL VALUE 30mOHM Max.
3.4:INSULATIOM RESISTANCE:500MOHM Min.
3.5:DIELERIC WITHSTANDING VOLTAGE:250V AC FOR 1MINUTE
3.6:DURABILT: 20 TIMES Min
3.7:OPERATING TEMPERATURE:-40℃~+85℃
OPERATING HUMIDITY RANGE:20% TO 85%

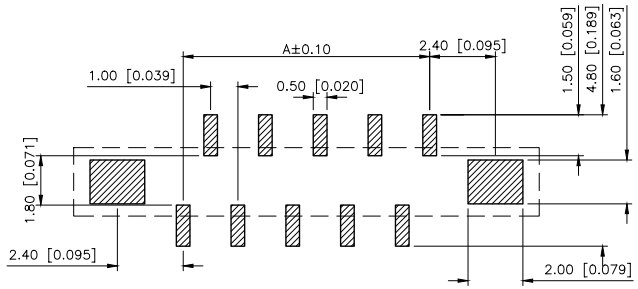

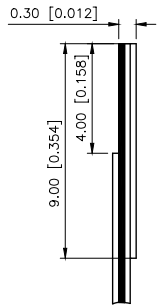

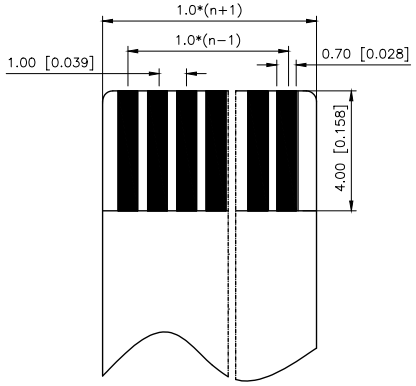

PIN	DIMENSIONS			
	A	B	C	D
02	1	3.15	7.20	9.10
03	2	4.15	8.20	10.10
04	3	5.15	9.20	11.10
05	4	6.15	10.20	12.10
06	5	7.15	11.20	13.10
07	6	8.15	12.20	14.10
08	7	9.15	13.20	15.10
09	8	10.15	14.20	16.10
10	9	11.15	15.20	17.10
11	10	12.15	16.20	18.10
12	11	13.15	17.20	19.10
13	12	14.15	18.20	20.10
14	13	15.15	19.20	21.10
15	14	16.15	20.20	22.10
16	15	17.15	21.20	23.10
17	16	18.15	22.20	24.10
18	17	19.15	23.20	25.10
19	18	20.15	24.20	26.10
20	19	21.15	25.20	27.10
21	20	22.15	26.20	28.10
22	21	23.15	27.20	29.10
23	22	24.15	28.20	30.10
24	23	25.15	29.20	31.10
25	24	26.15	30.20	32.10
26	25	27.15	31.20	33.10
27	26	28.15	32.20	34.10
28	27	29.15	33.20	35.10
29	28	30.15	34.20	36.10
30	29	31.15	35.20	37.10
31	30	32.15	36.20	38.10
32	31	33.15	37.20	39.10
33	32	34.15	38.20	40.10
34	33	35.15	39.20	41.10
35	34	36.15	40.20	42.10

AuGLAR	±5°
X.	±0.40
X.x	±0.30
X.xx	±0.20
X.xxx	±0.15
UNSPECIFIED TOLERAuCES	

XKB Connection 星创

DESIGN	阿树	VIEW:	MODEL TYPE: FPC CONNECTOR
CHECKED		UNIT: mm/in	PART NO.: X10C2518GZ
APPROVED		SIZE: A4	DWG NO.: X10C2518GZ

XKB INDUSTRIAL PRECISION CO.,LIMITED

SCALE	PAGE	REVISION
N/A	1/1	A1

www.helloxkb.com www.helloxkb.cn www.xk-dg.cn