

Surge protection device - TTC-6-2-24DC-PT - 2906806

Please be informed that the data shown in this PDF Document is generated from our Online Catalog. Please find the complete data in the user's documentation. Our General Terms of Use for Downloads are valid (<http://phoenixcontact.com/download>)




Surge protection for resistance-dependent measuring signals.

Your advantages

- ✓ Space-saving installation due to the narrow overall width of 6.2 mm
- ✓ Quick and tool-free installation of surge protective devices, thanks to Push-in connection technology



Key Commercial Data

Packing unit	1 pc
GTIN	 4 055626 135700
GTIN	4055626135700

Technical data

Dimensions

Height	105.8 mm
Width	6.2 mm +0.1 mm
Depth	69.5 mm (incl. DIN rail 7.5 mm)

Ambient conditions

Ambient temperature (operation)	-40 °C ... 85 °C
Ambient temperature (storage/transport)	-40 °C ... 85 °C
Altitude	≤ 4000 m (amsl (above mean sea level))
Degree of protection	IP20

General

Housing material	PBT
Flammability rating according to UL 94	V-0
Color	traffic grey A RAL 7042

Surge protection device - TTC-6-2-24DC-PT - 2906806

Technical data

General

Mounting type	DIN rail: TH 35 - 7.5 mm
Type	DIN rail module, one-piece
Direction of action	Line-Line & Line-Signal Ground/Shield & optional Signal Ground/Shield-Earth Ground

Protective circuit

IEC test classification	C1
	C2
	C3
	D1
Nominal voltage U_N	24 V DC
Maximum continuous voltage U_C	30 V DC
	21 V AC
Rated current	450 mA (80 °C)
Operating effective current I_C at U_C	$\leq 5 \mu A$
Residual current I_{PE}	$\leq 1 \mu A$
Nominal discharge current I_n (8/20) μs (line-line)	0.5 kA
Nominal discharge current I_n (8/20) μs (line-earth)	5 kA
Pulse discharge current I_{imp} (10/350) μs (line-earth)	0.5 kA
Total discharge current I_{total} (8/20) μs	10 kA
Voltage protection level U_p (line-line)	$\leq 60 V$ (C1 - 1 kV/500 A)
	$\leq 45 V$ (C3 - 25 A)
	$\leq 50 V$ (C3 - 100 A)
Voltage protection level U_p (line-earth)	$\leq 650 V$ (C1 - 1 kV/500 A)
	$\leq 1.1 kV$ (C2 - 10 kV / 5 kA)
	$\leq 600 V$ (C3 - 25 A)
	$\leq 700 V$ (C3 - 100 A)
Voltage protection level U_p static (line-earth)	$\leq 1.1 kV$ (C2 - 10 kV / 5 kA)
Response time t_A (line-line)	$\leq 1 ns$
Response time t_A (line-earth)	$\leq 100 ns$
Input attenuation aE, sym.	typ. 0.3 dB ($\leq 300 kHz / 150 \Omega$)
Cut-off frequency f_g (3 dB), sym. in 150 Ohm system	typ. 965 kHz
Capacity (line-earth)	typ. 2.2 nF
Resistance per path	$\leq 100 m\Omega$
Max. required back-up fuse	500 mA (FF)
Impulse durability (line-line)	C1 - 1 kV / 500 A
	C3 - 100 A
Impulse durability (line-earth)	C1 - 1 kV / 500 A
	C2 - 10 kV / 5 kA
	C3 - 100 A
	D1 - 500 A

Surge protection device - TTC-6-2-24DC-PT - 2906806

Technical data

Protective circuit

Pulse reset time (line-earth)	≤ 1 s
-------------------------------	-------

Additional technical data

Max. total discharge current $I_{total\ max}$ (8/20) μ s	20 kA (1x)
--------------------------------------------------------------	------------

Connection data

Connection method	Push-in connection
Stripping length	8 mm
Conductor cross section flexible	0.2 mm ² ... 2.5 mm ²
Conductor cross section solid	0.2 mm ² ... 4 mm ²
Conductor cross section AWG	24 ... 12

Standards and Regulations


Standards/specifications	IEC 61643-21 2000 + corrigendum 2001 + A1:2008, modified + A2:2012
	EN 61643-21 2001 + A1:2009 + A2:2013

Environmental Product Compliance

	Lead 7439-92-1
China RoHS	Environmentally Friendly Use Period = 50
	For details about hazardous substances go to tab "Downloads", Category "Manufacturer's declaration"

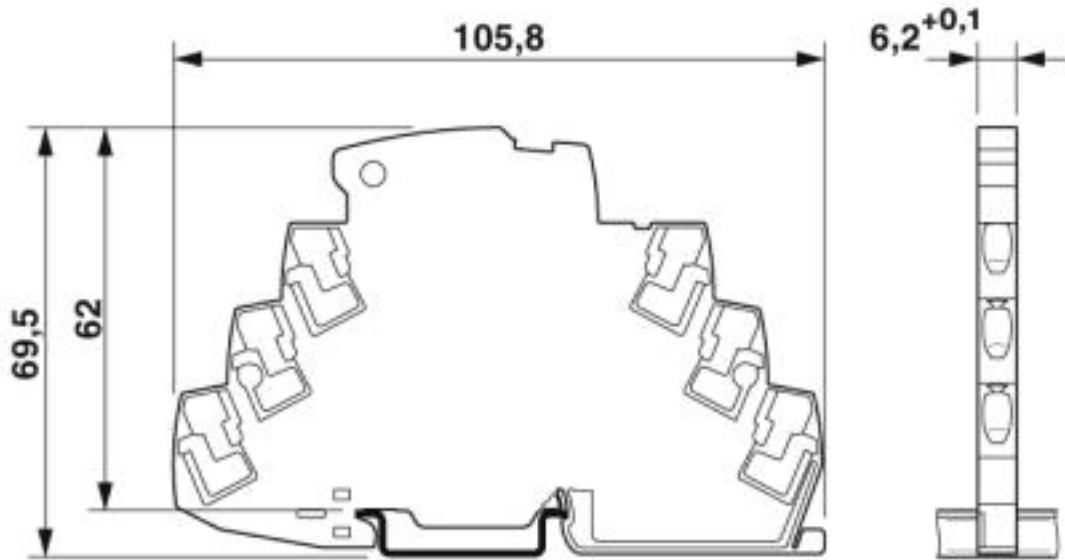
Drawings

Diagram

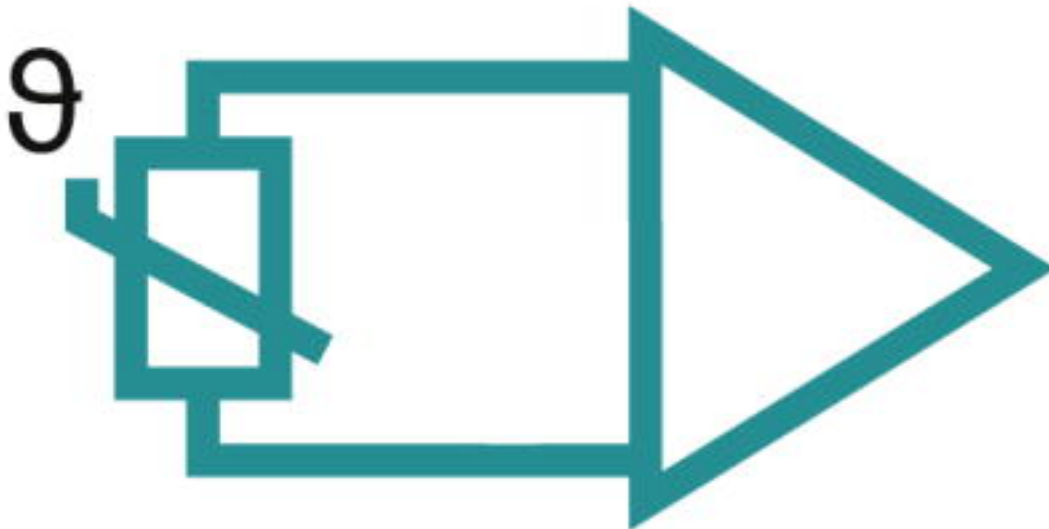


Surge protection device - TTC-6-2-24DC-PT - 2906806

Dimensional drawing

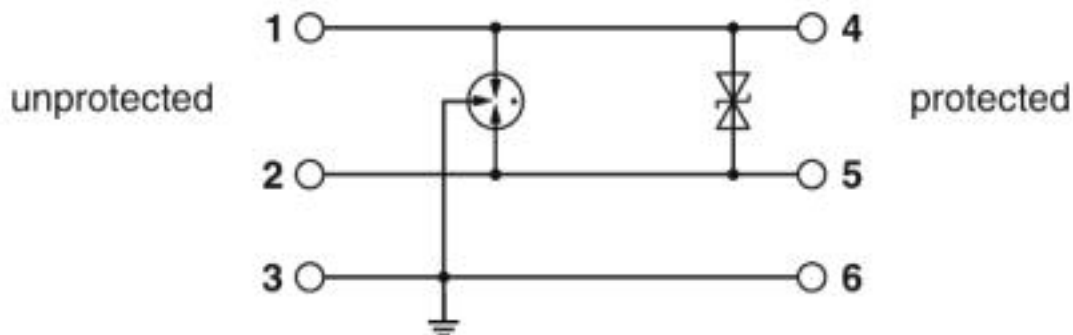


Pictogram



Surge protection device - TTC-6-2-24DC-PT - 2906806

Circuit diagram



Approvals

Approvals

Approvals

DNV GL / CSA / UL Listed / CSAus / cCSAus

Ex Approvals

Approval details

DNV GL		https://approvalfinder.dnvgl.com/	TAE000027G
CSA		http://www.csagroup.org/services-industries/product-listing/	70136717
UL Listed		http://database.ul.com/cgi-bin/XYV/template/LISEXT/1FRAME/index.htm	FILE E 138168
CSAus		http://www.csagroup.org/services-industries/product-listing/	70136717
cCSAus			

Phoenix Contact 2019 © - all rights reserved
<http://www.phoenixcontact.com>

PHOENIX CONTACT GmbH & Co. KG
Flachsmarktstr. 8
32825 Blomberg
Germany
Tel. +49 5235 300
Fax +49 5235 3 41200
<http://www.phoenixcontact.com>