REVISIONS					
REV.	ECN NO.	LOCATION	DESCRIPTION	DATE	DESIGN
A0	N/A		INITIAL RELEASE	/	/
A1	N/A		图面升级整理图面	2025.05.19	阿树

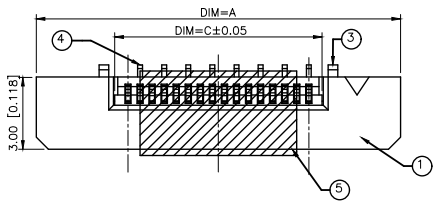

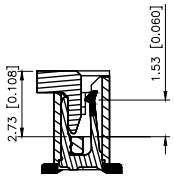

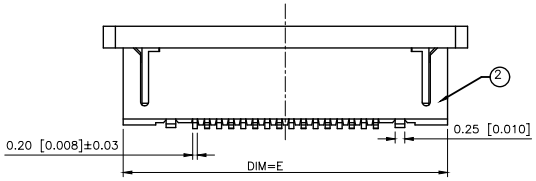

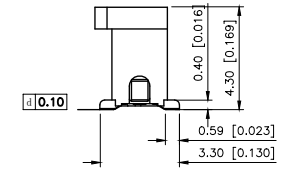

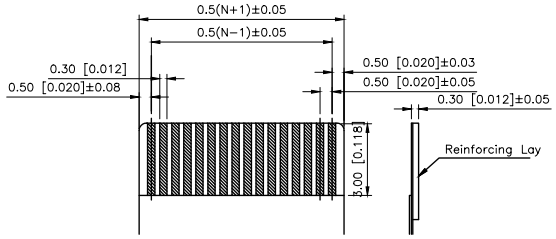

RECOMMENDED FFC DIM

1.FPC NOT MATING CONDITION BANNED CLOSURE
2.PART NO. LEGEND:

PART NO.:

X05C30 24 G Z
① ② ③ ④

①Series Name:X05C30=0.50mm Pitch(H:3.00mm)
②Number of terminals :XX=04−60PIN
③Plating : T:Tin Over Nickel
G:Gold Flash Over Nickel
④Z:positive needle
F:negative needle

3.PERFORMANCE
3.1:CURRENT RATING:0.5A/PIN.
3.2: VOLTAGE RATING: 50V (AC/DC)
3.3:CONTACT RESISTANCE: INITIAL VALUE 30mOHM Max
3.4: INSULATION RESISTANCE: 500MOHM Min.
3.5: DIELECTRIC WITHSTANDING VOLTAGE: 250V AC FOR 1MINUTE
3.6:DURABILITY: 20 TIMES Min
3.7:OPERATING TEMPERATURE:−40℃~+125℃
OPERATING HUMIDITY RANGE:20% TO 85%

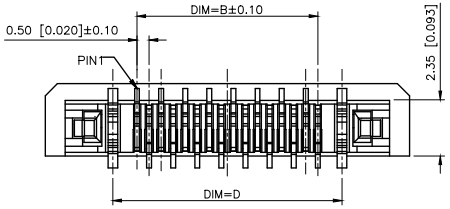

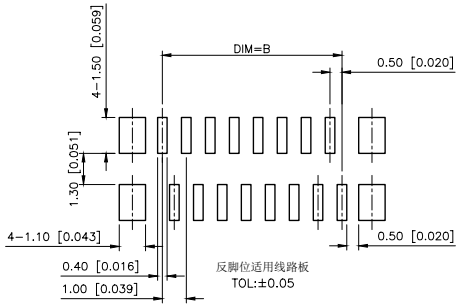

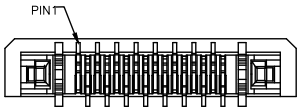

正脚位示意图

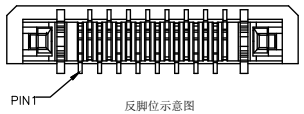

反脚位示意图

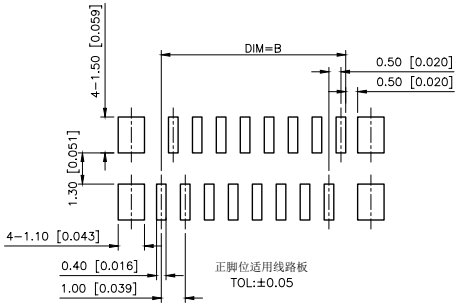

NO.OF CKF	DIM.A	DIM.B	DIM.C	DIM.D	DIM.E	NO.OF CKF	DIM.A	DIM.B	DIM.C	DIM.D	DIM.E
4	8.10	1.50	2.57	3.27	6.85	33	22.60	16.00	17.07	17.77	21.35
5	8.60	2.00	3.07	3.77	7.35	34	23.10	16.50	17.57	18.27	21.85
6	9.10	2.50	3.57	4.27	7.85	35	23.60	17.00	18.07	18.77	22.35
7	9.60	3.00	4.07	4.77	8.35	36	24.10	17.50	18.57	19.27	22.85
8	10.10	3.50	4.57	5.27	8.85	37	24.60	18.00	19.07	19.77	23.35
9	10.60	4.00	5.07	5.77	9.35	38	25.10	18.50	19.57	20.27	23.85
10	11.10	4.50	5.57	6.27	9.85	39	25.60	19.00	20.07	20.77	24.35
11	11.60	5.00	6.07	6.77	10.35	40	26.10	19.50	20.57	21.27	24.85
12	12.10	5.50	6.57	7.27	10.85	41	26.60	20.00	21.07	21.77	25.35
13	12.60	6.00	7.07	7.77	11.35	42	27.10	20.50	21.57	22.27	25.85
14	13.10	6.50	7.57	8.27	11.85	43	27.60	21.00	22.07	22.77	26.35
15	13.60	7.00	8.07	8.77	12.35	44	28.10	21.50	22.57	23.27	26.85
16	14.10	7.50	8.57	9.27	12.85	45	28.60	22.00	23.07	23.77	27.35
17	14.60	8.00	9.07	9.77	13.35	46	29.10	22.50	23.57	24.27	27.85
18	15.10	8.50	9.57	10.27	13.85	47	29.60	23.00	24.07	24.77	28.35
19	15.60	9.00	10.07	10.77	14.35	48	30.10	23.50	24.57	25.27	28.85
20	16.10	9.50	10.57	11.27	14.85	49	30.60	24.00	25.07	25.77	29.35
21	16.60	10.00	11.07	11.77	15.35	50	31.10	24.50	25.57	26.27	29.85
22	17.10	10.50	11.57	12.27	15.85	51	31.60	25.00	26.07	26.77	30.35
23	17.60	11.00	12.07	12.77	16.35	52	32.10	25.50	26.57	27.27	30.85
24	18.10	11.50	12.57	13.27	16.85	53	32.60	26.00	27.07	27.77	31.35
25	18.60	12.00	13.07	13.77	17.35	54	33.10	26.50	27.57	28.27	31.85
26	19.10	12.50	13.57	14.27	17.85	55	33.60	27.00	28.07	28.77	32.35
27	19.60	13.00	14.07	14.77	18.35	56	34.10	27.50	28.57	29.27	32.85
28	20.10	13.50	14.57	15.27	18.85	57	34.60	28.00	29.07	29.77	33.35
29	20.60	14.00	15.07	15.77	19.35	58	35.10	28.50	29.57	30.27	33.85
30	21.10	14.50	15.57	16.27	19.85	59	35.60	29.00	30.07	30.77	34.35
31	21.60	15.00	16.07	16.77	20.35	60	36.10	29.50	30.57	31.27	34.85
32	22.10	15.50	16.57	17.27	20.85	–	–	–	–	–	–

NO.	COMPONENTS	MATERALS	SPECIFICATION/COLOR	QTY.
1	SLIDER	LCP,UL 94V−0	BLACK	1
2	HOUSING	LCP,UL 94V−0	NAYURAL	1
3	ANCHOR−PLATE	BRASS,T=0.4mm	SURFACE PLATING:2−5um Sn UNDER PLATING:1−3um Ni	2
4	CONTACT	PHOSPHOR BRONZE, T=0.2mm	SURFACE PLATING:SEE"NOTE" UNDER PLATING:1−3um Ni	N
5	MYLAR	T=0.10mm 耐高温	YELLOW	1

AuGLAR	±5°
X.	±0.40
X.x	±0.30
X.xx	±0.20
X.xxx	±0.15
UNSPECIFIED TOLERAuCES	

XKB 星创 Connection

DESIGN	阿树	VIEW:	MODEL TYPE: FPC CONNECTOR
CHECKED		UNIT: mm/in	PART NO.: X05C3024GZ
APPROVED		SIZE: A4	DWG NO.: X−X05C3024GZ

XKB INDUSTRIAL PRECISION CO.,LIMITED

SCALE	PAGE	REVISION
N/A	1/1	A1