REVISIONS					
REV.	ECN NO.	LOCATION	DESCRIPTION	DATE	DESIGN
A0	N/A		INITIAL RELEASE	/	/
A1	N/A		图面升级整理图面	2025.05.15	阿树

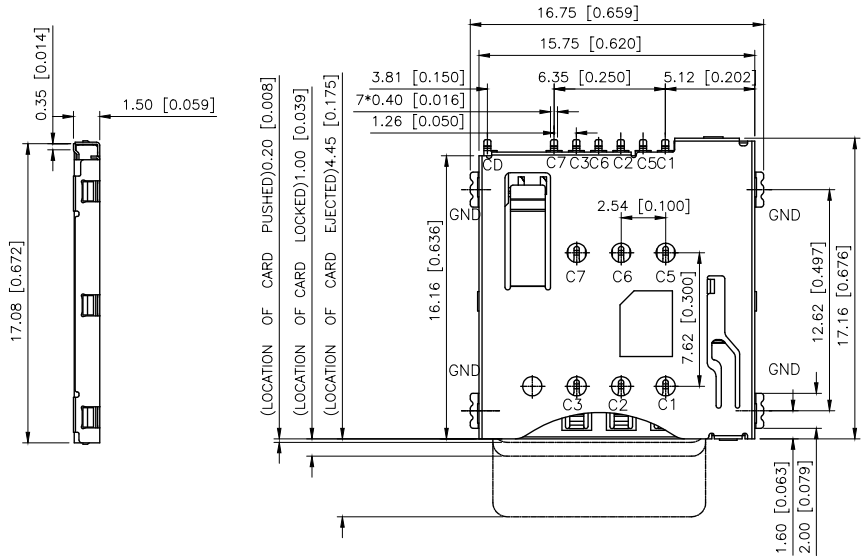

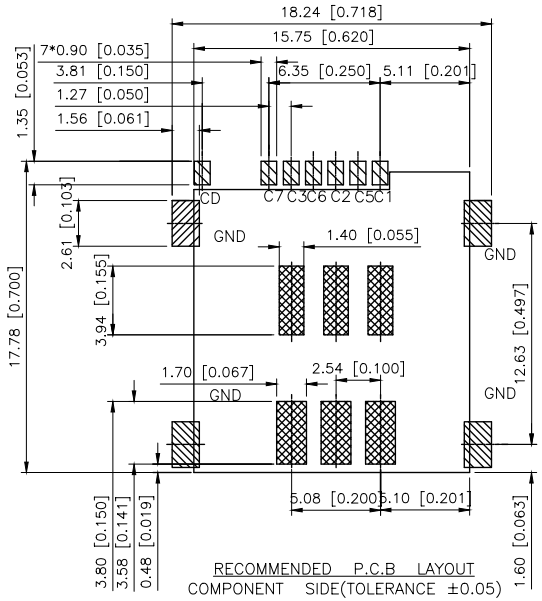

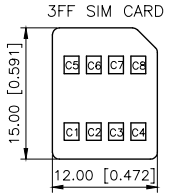

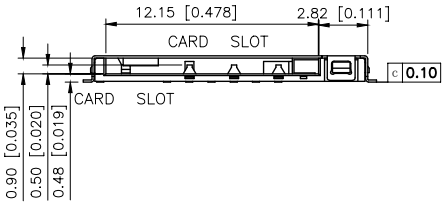

PAD AREA
KEEP OUT AREA

3FF SIM CARD	
Pin NO.	NAME
C1	VCC
C2	RST
C3	CLK
C4	Reserved
C5	GND
C6	VPP
C7	I/O
C8	Reserved

NOTES:
1.SPECIALITY:
- 1.1 Rated current: 1.0A
- 1.2 Rated voltage: 30V
- 1.3 Contact Resistance: 50mΩ MAX
- 1.4 Insulation Resistance: 1000MΩ MIN 500V DC
- 1.5 Dielectric withstanding voltage: 500V AC.
- 1.6 Solder ability: 250±5℃, 5±0.5s.
- 1.7 Durability: 1500 Cycles Min.
- 1.8 Operating condition: Temperature-40℃~+85℃; Humidity 80% R.H

MAX

ELECTRIC FUNCTION	DETECT SWITCH
WITHOUT CARD	CLOSED
CARD INSERTED	OPEN

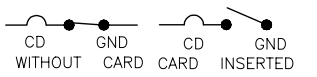

SWITCH OPERATION DIAGRAM

ITEM	PART NAME	Q'TY	MATERIAL	FINISHING
1	HOUSING	1	HI-TEMP.PLASIC	Black UL94V-0
2	TERMINAL	7	COPPER ALLOY	Contact area:Gold plated
3	CD SWITCH	1	COPPER ALLOY	Contact area:Gold plated
4	SHELL	1	SUS	SMT area:Gold plated
5	SPRING	1	SWP	
6	HEART CAM	1	HI-TEMP.PLASIC	Black UL94V-0
7	CAM PIN	1	SUS	

AuGLAR	±5°
X.	±0.40
X.x	±0.30
X.xx	±0.20
X.xxx	±0.15
UNSPECIFIED TOLERAuCES	

XKB 星创 Connection

DESIGN	阿树	VIEW:	MODEL TYPE: SIM CARD CONN
CHECKED		UNIT: mm/in	PART NO.: XKSIM-003-P7
APPROVED		SIZE: A4	DWG NO.: X-XKSIM-003-P7

XKB INDUSTRIAL PRECISION CO.,LIMITED

SCALE	PAGE	REVISION
N/A	1/1	A1

www.helloxkb.com www.helloxkb.cn www.xk-dg.cn