

Magnetic-THT-Buzzer without oscillator

Electrical and Acoustical Parameter

Rated Voltage (Vo-p)	1.5
Operating Voltage (Vo-p)	1 ~ 2
Max. Current Consumption* (mA)	20
Coil Resistance (± 6Ω)	42
Sound Pressure Level* (dBA @ 10 cm)	min. 80
Resonance Frequency (Hz)	2048

Remark: *Applying rated voltage (Resonance frequency, Square wave [50% duty cycle])

Mechanical, Environmental Parameter

Contact / Wire	Pin
Contact / Wire Plating	Tin plated brass
Operating Temperature (°C)	-20 ~ +70
Storage Temperature (°C)	-30 ~ +80
Housing Material	PPO
Housing Colour	black
Component Weight (g)	1.5

Remark:

Approval

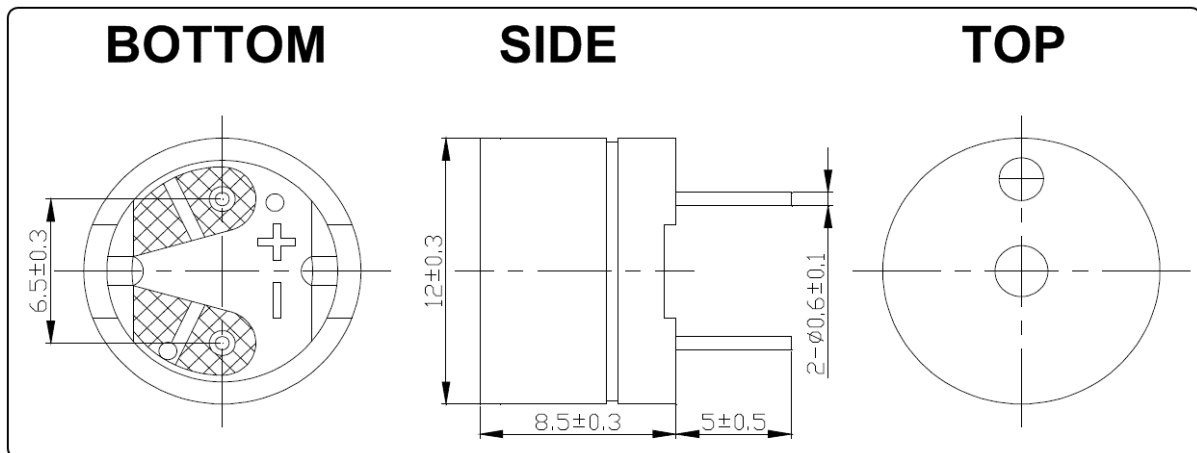
RoHs	<input checked="" type="checkbox"/>
REACH	<input checked="" type="checkbox"/>



Designed by	UB	14.02.2018	Copyright DIGISOUND-Electronic GmbH All specifications are subject to change without notice	Index: 00	Current date
Released by	KH	14.02.2018	Drawing number	180214.1BS0	14.02.2018
Changed by					Page 1 of 5

Drawing of Component and PCB Footprint

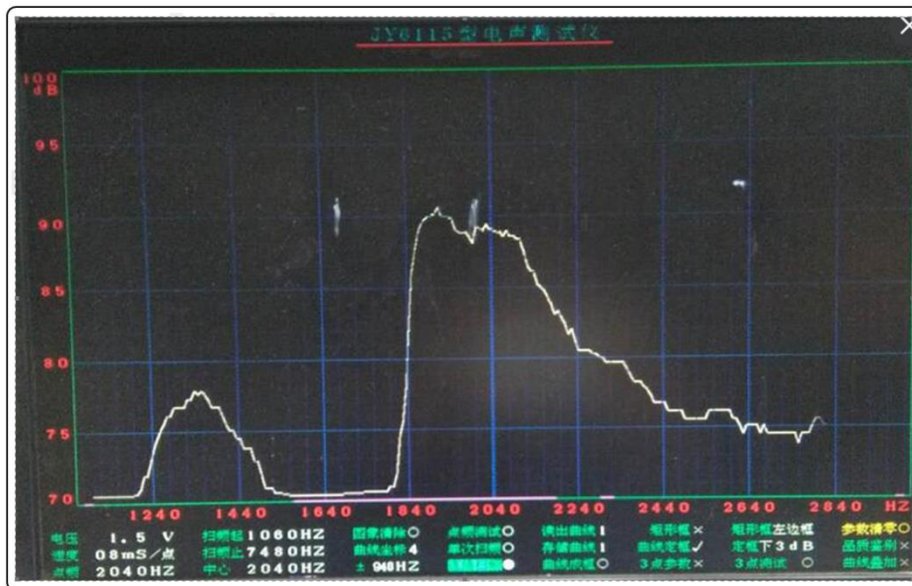
Unit: mm



Dimensions without tolerance ± 0.5 mm

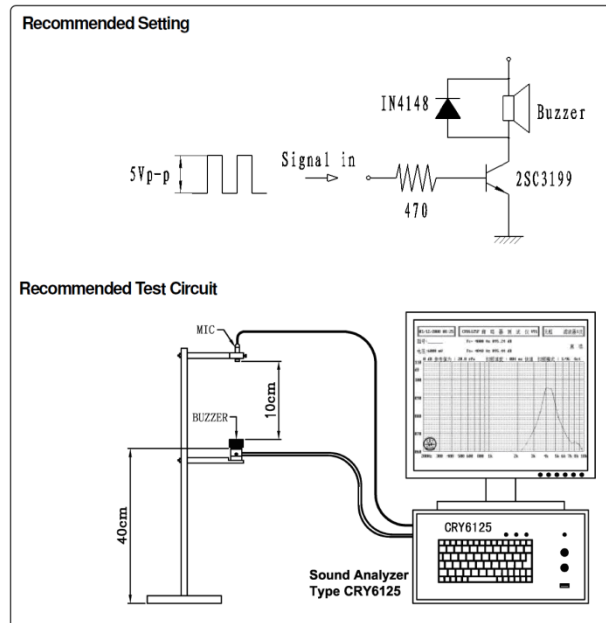
Schematic Diagrams and Characteristics

Typical Frequency Response



Designed by	UB	14.02.2018	Copyright DIGISOUND-Electronic GmbH All specifications are subject to change without notice	Index: 00	Current date
Released by	KH	14.02.2018	Drawing number	180214.1BS0	14.02.2018
Changed by					Page 2 of 5

Test Method



Reliability Test

NO.	ITEM	TEST CONDITION AND REQUIREMENT
1	High Temperature Test (Storage)	After being placed in a chamber with 80±2°C for 96 hours and then being placed in normal condition for 2 hours. Allowable variation of SPL after test: ±5dB.
2	Low Temperature Test (Storage)	After being Placed in a chamber with -30±2°C for 96 hours and then being placed in normal condition for 2 hours. Allowable variation of SPL after test: ±5dB.
3	Humidity Test	After being Placed in a chamber with 90-95% R.H. at 40±2°C for 96 hours and then being placed in normal condition for 2 hours. Allowable variation of SPL after test: ±5dB.
4	Temperature Cycle Test	The part shall be subjected to 5 cycles. One cycle shall be consist of : Allowable variation of SPL after test: ±5dB.
5	Drop Test	Drop on a hard wood board of 4cm thick, any directions .6 times, at the height of 75cm . Allowable variation of SPL after test: ±5dB.
6	Vibration Test	After being applied vibration of amplitude of 1.5mm with 10 to 55 Hz band of vibration frequency to each of 3 perpendicular directions for 2 hours . Allowable variation of SPL after test: ±5dB.
7	Solderability Test	Lead terminals are immersed in rosin for 5 seconds and then immersed in solder bath of +300±5°C for 3±1 seconds . 90% min. lead terminals shall be wet with solder (Except the edge of terminals).
8	Terminal Strength Pulling Test	The force of 9.8N(1.0kg) is applied to each terminal in axial direction for 10 seconds. No visible damage and cutting off.

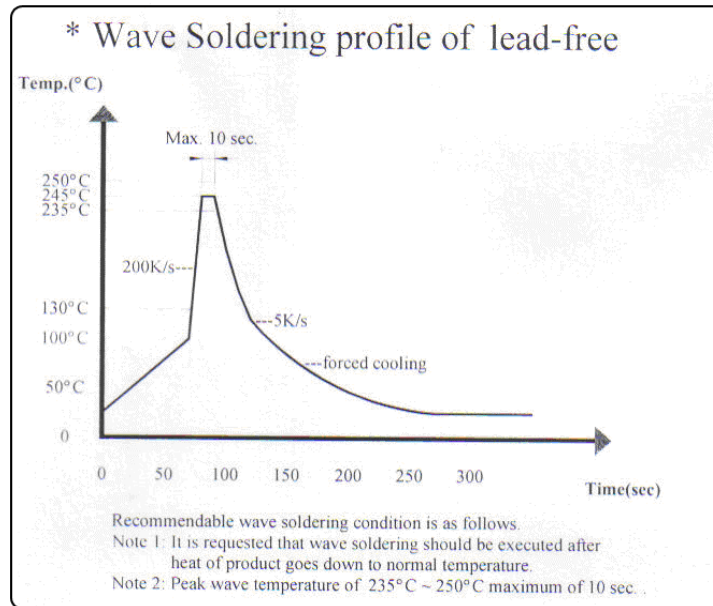
TEST CONDITION.

Standard Test Condition	: a) Temperature : +5 ~ +35°C	b) Humidity : 45-85%	c) Pressure : 860-1060mbar
一般测试条件	: a) 温度 : +5 ~ +35°C	b) 湿度 : 45-85%	c) 气压 : 860-1060mbar
Judgment Test Condition	: a) Temperature : +25 ± 2°C	b) Humidity : 60-70%	c) Pressure : 860-1060mbar
争议时测试条件	: a) 温度 : +25 ± 2°C	b) 湿度 : 60-70%	c) 气压 : 860-1060mbar

Designed by	UB	14.02.2018	Copyright DIGISOUND-Electronic GmbH All specifications are subject to change without notice	Index: 00	Current date
Released by	KH	14.02.2018	Drawing number	<h1>180214.1BS0</h1>	14.02.2018
Changed by					Page 3 of 5

Solder Profile

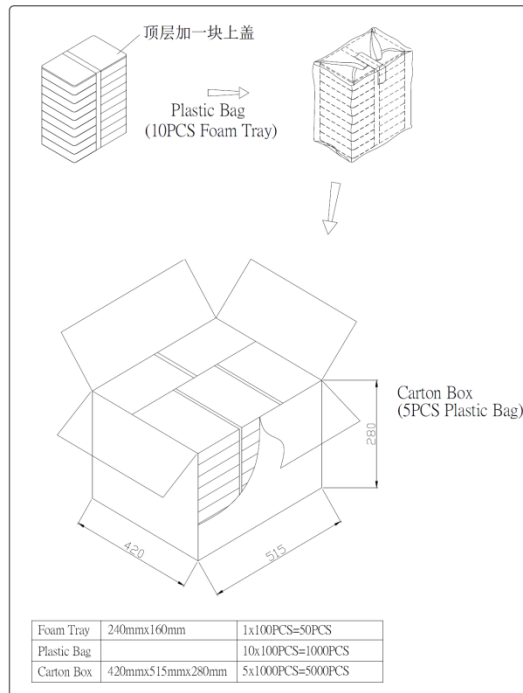
Wave soldering



Manual soldering

Manual soldering temperature 350°C within 5 sec.

Packaging Information



Designed by	UB	14.02.2018	Copyright DIGISOUND-Electronic GmbH All specifications are subject to change without notice	Index: 00	Current date
Released by	KH	14.02.2018	Drawing number	180214.1BS0	
Changed by					
					14.02.2018
					Page 4 of 5

Revision Table

Index Nr.	Reason - Procedure Change description	Date	Name	Comments

Designed by	UB	14.02.2018	Copyright DIGISOUND-Electronic GmbH All specifications are subject to change without notice	Index: 00	Current date
Released by	KH	14.02.2018	Drawing number 180214.1BS0		14.02.2018
Changed by					Page 5 of 5