

- NOTES:
- MATERIAL:  
CONTACTS: COPPER ALLOY  
SHELL: COPPER ALLOY  
HOUSING: UL 94V-0 RATED THERMOPLASTIC;
  - PLATING:  
CONTACTS: SEE PRODUCT NUMBER CODE  
SHELL: SEE PRODUCT NUMBER CODE;
  - DATUM AND BASIC DIMENSIONS ESTABLISHED BY CUSTOMER;
  - RECOMMENDED PC BOARD THICKNESS OF 1.57mm (EXCEPT STYLE 5 1.20mm)
  - 2.67mm MAXIMUM PANEL THICKNESS IF MOUNTED BEHIND PANEL;
  - CONTACT PLATING CODE OPTION 1 DOES NOT MEET THE PLATING SPECIFIED PER UNIVERSAL SERIAL BUS SPECIFICATION REVISION 1.0;
  - PRODUCT SPEC GS-12-095 & PACKAGING SPEC GS-14-393;
  - COMPLIED WITH USB 2.0 & TID NUMBER 60000204;
  - 87520-1010XX, -1012XX, 3010XX, -3012XX, -5010XX, -6010XX AND -7010XXLF DURABILITY MET 5000 CYCLES THE OTHER DASH NUMBER MEET USB 2.0 DURABILITY 1500 CYCLES.
  - PACKING STANDARD GS-14-920. WILL BE APPLIED FOR LEAD FREE P/N'S;
  - FOR LEAD FREE P/N, THE PRODUCT MEET EUROPEAN UNION DIRECTIVES AND OTHER COUNTRY REGULATION AS DESCRIBED IN GS-22-008;
  - THE HOUSING WILL WITHSTAND EXPOSURE TO 260°C PEAK TEMPERATURE FOR 40 SECONDS IN A CONVECTION, INFRO-RED OR VAPOR PHASE REFLOW OVEN;
  - 87520-1010XXLF/-3010XXLF/-5010XXLF CAN WITHSTAND 2Amps CURRENT EITHER PARALLEL OR SERIALS (TESTING PLUG WITH 20 AWG WIRE);
  - THE PRODUCT CAN BE USED FOR PIP PROCESS.

spec ref		dr Keen Wu		2010/11/04		projection		size A4		scale 4.000			
tolerance std		eng Laurence Zang		2017/05/16						ecn no ELX-N-26900-1			
TOLERANCES UNLESS OTHERWISE SPECIFIED		chr -		-						rel level Released			
surface		appr Tim Yao		2017/05/16		product family		rev		87520			
linear		0.X ±0.3		<b>Amphenol FCI</b> www.fci.com		USB REECEPTACLE USB		cat. no.		Product - Customer Drw			
		0.XX ±0.2										sheet 1 of 3	
angular		0° ±3°											

PRODUCT NUMBER CODE

87520- X X X X X P X LF

BASE PRODUCT NUMBER

HOUSING COLOR AND SHELL PLATING OPTIONS

- 0 - WHITE+SHELL TIN & NICKEL PLATING
- 1 - BLACK+SHELL TIN & NICKEL PLATING
- 2 - WHITE+SHELL NICKEL PLATING ONLY
- 3 - BLACK+SHELL NICKEL PLATING ONLY
- 4 - WHITE FR50 + SHELL TIN & NICKEL PLATING FOR NON LEAD FREE P/N'S  
CHANGE WHITE FR50 TO WHITE PA46 FOR LEAD FREE P/N'S
- 5 - BLACK NYLON 66 + SHELL TIN & NICKEL PLATING FOR NON LEAD FREE P/N'S  
CHANGE BLACK NYLON 66 TO BLACK PA46 FOR LEAD FREE P/N'S
- 6 - WHITE FR50+SHELL TIN & NICKEL PLATING FOR NON LEAD FREE P/N'S  
CHANGE WHITE FR50 TO WHITE PA46 FOR LEAD FREE P/N'S
- 7 - WHITE PA46+SHELL TIN & NICKEL PLATING

SHELL TYPE OPTION

- 0 - NO BACK SHIELD, SEE STYLE 1 FOR DURABILITY 1500 CYCLES  
SEE STYLE 4 FOR DURABILITY 5000 CYCLES
- 1 - BACK SHIELD, SEE STYLE 2
- 2 - PARTIAL BACK SHIELD, SEE STYLE 3
- 5 - NO BACK SHIELD, SEE STYLE 4 WITH HIGH PERFORMANCE MATERIAL  
FOR DURABILITY 15,000 CYCLES, NI PLATING ONLY

MOUNTING HOLE OPTIONS

- 1 - NONE

TERMINAL PLATING OPTION

- 0 - 1.25um Ni UNDERPLATE  
0.76um GXT CONTACT AREA  
2.50um MATTE TIN TAIL AREA FOR P/N'S
- 2 - 1.25um Ni UNDERPLATE  
0.76um /30u" GXT CONTACT AREA  
2.50um MATTE TIN TAIL AREA FOR P/N'S

PACKAGING OPTIONS

- A - TAPE AND REEL
- B - TUBES

DATE CODE

SPECIAL OPTION:

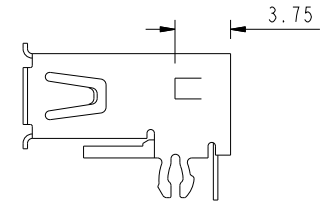
- S: PANASONIC ONLY
- B: FOR 1.20mm THICKNESS PCB
- C: FOR CRIMP SHELL TAIL OPTION  
SHELL STYLE 6

LEAD FREE OPTION

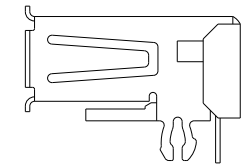
- P/N'S WITH SUFFIX "LF" MEAN LEAD FREE PRODUCT
- FOR LEAD FREE P/N, CHANGE ALL ORIGINAL TIN/LEAD PLATING TO PURE TIN PLATING

AVAILABLE PART NUMBER LIST

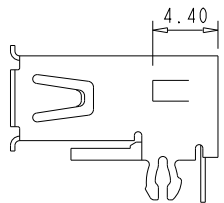
- 87520-0010XXLF
- 87520-0012XXLF
- 87520-0210XXLF
- 87520-1010XXLF
- 87520-1012XXLF
- 87520-0110XXLF
- 87520-0112XXLF
- 87520-1110XXLF
- 87520-1112XXLF
- 87520-2010XXLF
- 87520-2012XXLF
- 87520-2110XXLF
- 87520-2112XXLF
- 87520-2210XXLF
- 87520-3010XXLF
- 87520-3012XXLF
- 87520-3110XXLF
- 87520-3112XXLF
- 87520-4010XXLF
- 87520-4110XXLF
- 87520-5010XXLF/5010XXSLF
- 87520-5110XXLF
- 87520-6010XXLF
- 87520-7010XXSLF
- 87520-3010APBLF
- 87520-3S10XPLF
- 87520-3S12XPLF
- 87520-3S10XPBLF
- 87520-3S12XPBLF



STYLE 1 WITHOUT BACK SHELL

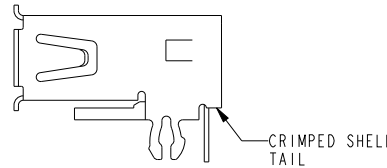


STYLE 2 WITH BACK SHELL

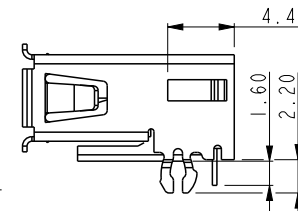


STYLE 4 WITHOUT BACK SHELL

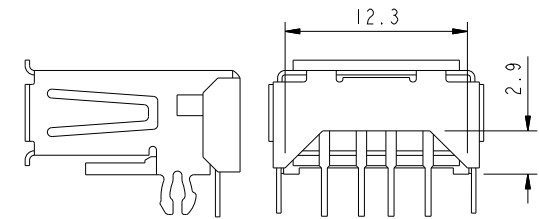
- FOR 87520-1010XXLF
- 1012XXLF
- 3010XXLF
- 3012XXLF
- 5012XXLF
- 6010XXLF
- 7010XXSLF
- 3S10XPLF
- 3S12XPLF



STYLE 6 WITHOUT BACK SHELL  
CRIMP SHELL TAIL OPTION



STYLE 5 WITHOUT BACK SHELL  
FOR 1.20mm THICKNESS PCB  
87520-3X10APBLF



STYLE 3 WITH PARTIAL BACK SHELL

dr	Keen Wu	2010/11/04	projection	MM	size	A4	scale	4.000
eng	Laurence Zang	2017/05/16			ecn no	ELX-N-26900-1		
chr	-	-			rel level	Released		
appr	Tim Yao	2017/05/16	product family		rev	AP		
Amphenol FCI		USB RECEPTACLE		dwg no		87520		
www.fci.com		cat. no.		Product - Customer Drw		sheet 2 of 3		

