REVISIONS					
REV.	ECN NO.	LOCATION	DESCRIPTION	DATE	DESIGN
A0	N/A		INITIAL RELEASE	/	/
A1	N/A		图面升级整理图面	2025.05.20	阿树

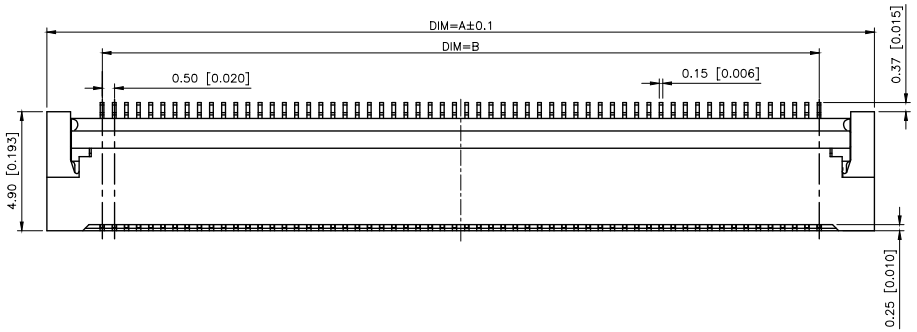

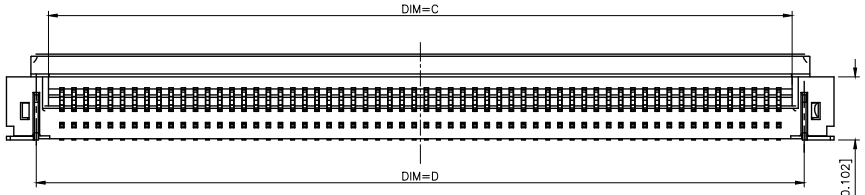

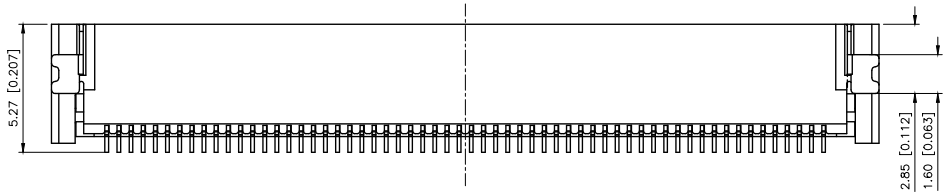

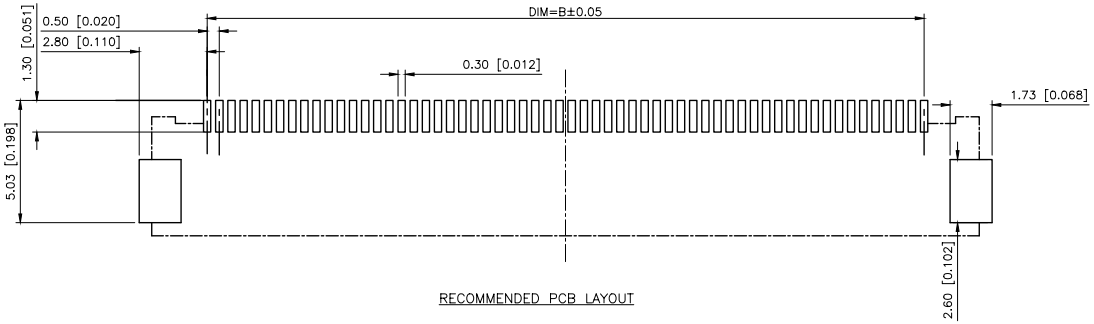

RECOMMENDED PCB LAYOUT

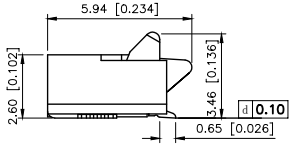

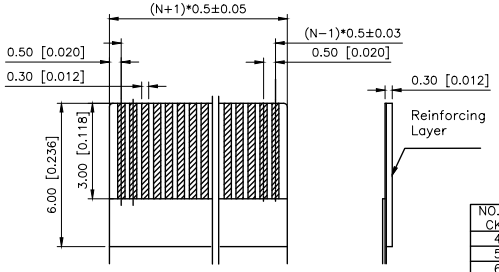

RECOMMENDED FFC/FPC DIM.

1.FPC NOT MATING CONDITION BANNED CLOSURE
2.PART NO.LEGEND:

PART NO.:

X05A26 H 12 G
① ② ③ ④

①Series Name:X05A26=0.50mm Pitch(H:2.60mm)
②Assembly style : L:Low Contact SMT Type
U:Upper Contact SMT Type
D:Double-Face Contact SMT Type
H:Back-flip Double-Face Contact SMT Type
③Number of terminals :XX=04-60PIN
④Plating : G:Gold Flash Over Nickel T:Tin Over Nickel

3. PERFORMANCE
3.1: CURRENT RATING:0.5A/PIN.
3.2: VOLTAGE RATING: 50V (AC/DC)
3.3: CONTACT RESISTANCE: INITIAL VALUE 30mOHM Max,
3.4: INSULATION RESISTANCE:500MOHM Min
3.5:DIELECTRIC WITHSTANDING VOLTAGE:250V AC FOR 1MINUTE
3.6: DURABILITY:20 TIMES Min
3.7: OPERATING TEMPERATURE:−40℃~+85℃
OPERATING HUMIDITY RANGE:20% TO 85%

NO.OF CKF	DIM.A	DIM.B	DIM.C	DIM.D	NO.OF CKF	DIM.A	DIM.B	DIM.C	DIM.D
4	6.05	1.50	2.60	3.60	33	20.55	16.00	17.10	18.10
5	6.55	2.00	3.10	4.10	34	21.05	16.50	17.60	18.60
6	7.05	2.50	3.60	4.60	35	21.55	17.00	18.10	19.10
7	7.55	3.00	4.10	5.10	36	22.05	17.50	18.60	19.60
8	8.05	3.50	4.60	5.60	37	22.55	18.00	19.10	20.10
9	8.55	4.00	5.10	6.10	38	23.05	18.50	19.60	20.60
10	9.05	4.50	5.60	6.60	39	23.55	19.00	20.10	21.10
11	9.55	5.00	6.10	7.10	40	24.05	19.50	20.60	21.60
12	10.05	5.50	6.60	7.60	41	24.55	20.00	21.10	22.10
13	10.55	6.00	7.10	8.10	42	25.05	20.50	21.60	22.60
14	11.05	6.50	7.60	8.60	43	25.55	21.00	22.10	23.10
15	11.55	7.00	8.10	9.10	44	26.05	21.50	22.60	23.60
16	12.05	7.50	8.60	9.60	45	26.55	22.00	23.10	24.10
17	12.55	8.00	9.10	10.10	46	27.05	22.50	23.60	24.60
18	13.05	8.50	9.60	10.60	47	27.55	23.00	24.10	25.10
19	13.55	9.00	10.10	11.10	48	28.05	23.50	24.60	25.60
20	14.05	9.50	10.60	11.60	49	28.55	24.00	25.10	26.10
21	14.55	10.00	11.10	12.10	50	29.05	24.50	25.60	26.60
22	15.05	10.50	11.60	12.60	51	29.55	25.00	26.10	27.10
23	15.55	11.00	12.10	13.10	52	30.05	25.50	26.60	27.60
24	16.05	11.50	12.60	13.60	53	30.55	26.00	27.10	28.10
25	16.55	12.00	13.10	14.10	54	31.05	26.50	27.60	28.60
26	17.05	12.50	13.60	14.60	55	31.55	27.00	28.10	29.10
27	17.55	13.00	14.10	15.10	56	32.05	27.50	28.60	29.60
28	18.05	13.50	14.60	15.60	57	32.55	28.00	29.10	30.10
29	18.55	14.00	15.10	16.10	58	33.05	28.50	29.60	30.60
30	19.05	14.50	15.60	16.60	59	33.55	29.00	30.10	31.10
31	19.55	15.00	16.10	17.10	60	34.05	29.50	30.60	31.60
32	20.05	15.50	16.60	17.60					

NO.	COMPONENTS	MATERIALS	FINISH/COLOR SPECIFICATION	QUANTITY
4	STATOR	BRASS		2
3	TERMINAL	PHOSPHOR BRONZE		POSITIONS
2	COVER	THERMOPLASTIC UL94V-0	BLACK	1
1	HOUSING	THERMOPLASTIC UL94V-0	NATURAL	1

AuGLAR	±5°
X.	±0.40
X.x	±0.30
X.xx	±0.20
X.xxx	±0.15
UNSPECIFIED TOLERAuCES	

XKB 星创 Connection

DESIGN	阿树	VIEW:	MODEL TYPE: FPC CONNECTOR
CHECKED		UNIT: mm/in	PART NO.: X05A26H12G
APPROVED		SIZE: A4	DWG NO.: X05A26H12G

XKB INDUSTRIAL PRECISION CO.,LIMITED

SCALE	PAGE	REVISION
N/A	1/1	A1

www.helloxkb.com www.helloxkb.cn www.xk-dg.cn