REVISIONS					
REV.	ECN NO.	LOCATION	DESCRIPTION	DATE	DESIGN
A0	N/A		INITIAL RELEASE	/	/
A1	N/A		图面升级整理图面	2025.05.19	阿树

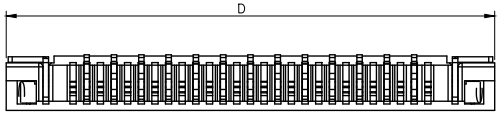

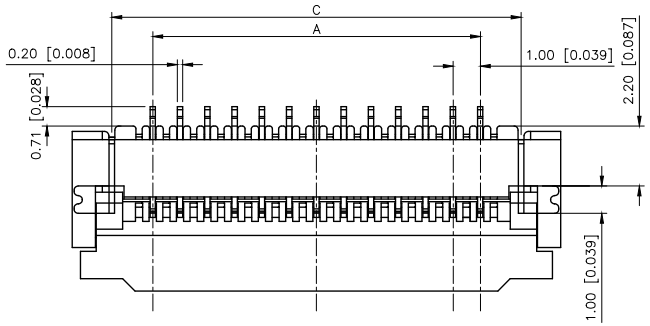

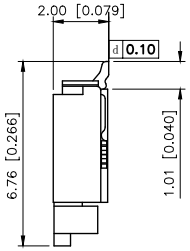

1.FPC NOT MATING CONDITION BANNED CLOSURE
2.PART NO. LEGEND:

PART NO.:

X10A20 L 08 G
① ② ③ ④

①Series Name:X10A20=1.00mm Pitch(H:2.00mm)
②Assembly style : L:Low Contact SMT Type
U:Upper Contact SMT Type
D:Double-Face Contact SMT Type
H:Back-flip Double-Face Contact SMT Type
③Number of terminals :XX=04-35PIN
④Plating : G:Gold Flash Over Nickel
T:Tin Over Nickel

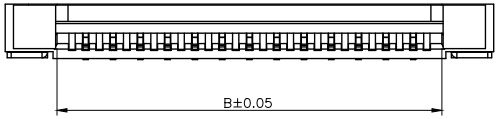

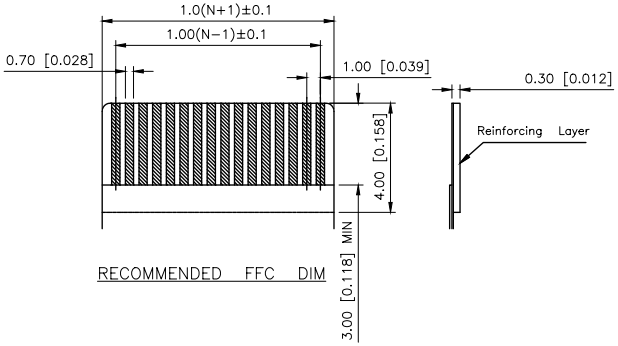

RECOMMENDED FFC DIM

PIN	DIMENSIONS			
	A	B	C	D
04	3.00	5.10	6.00	8.90
05	4.00	6.10	7.00	9.90
06	5.00	7.10	8.00	10.90
07	6.00	8.10	9.00	11.90
08	7.00	9.10	10.00	12.90
09	8.00	10.10	11.00	13.90
10	9.00	11.10	12.00	14.90
11	10.00	12.10	13.00	15.90
12	11.00	13.10	14.00	16.90
13	12.00	14.10	15.00	17.90
14	13.00	15.10	16.00	18.90
15	14.00	16.10	17.00	19.90
16	15.00	17.10	18.00	20.90
17	16.00	18.10	19.00	21.90
18	17.00	19.10	20.00	22.90
19	18.00	20.10	21.00	23.90
20	19.00	21.10	22.00	24.90
21	20.00	22.10	23.00	25.90
22	21.00	23.10	24.00	26.90
23	22.00	24.10	25.00	27.90
24	23.00	25.10	26.00	28.90
25	24.00	26.10	27.00	29.90
26	25.00	27.10	28.00	30.90
27	26.00	28.10	29.00	31.90
28	27.00	29.10	30.00	32.90
29	28.00	30.10	31.00	33.90
30	29.00	31.10	32.00	34.90
31	30.00	32.10	33.00	35.90
32	31.00	33.10	34.00	36.90
33	32.00	34.10	35.00	37.90
34	33.00	35.10	36.00	38.90
35	34.00	36.10	37.00	39.90

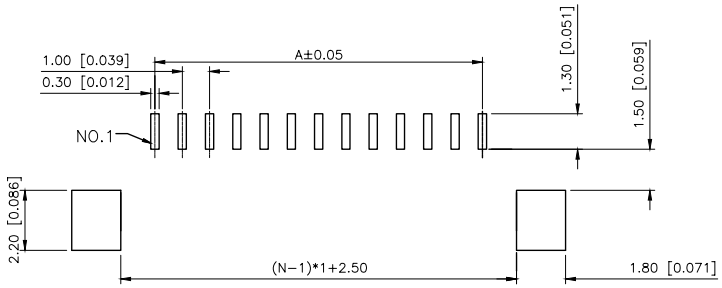

PCB Layout

NO	COMPONENTS	MATERIALS	FINISH/COLOR SPECIFICATION	QUANTITY
4	STATOR	BRASS		2
3	TERMINAL	PHOSPHOR BRONZE		POSITIONS
2	COVER	ERMOPLASTIC UL94V-0	BLACK	1
1	HOUSING	THERMOPLASTIC UL94V-0	NATURAL	1

AuGLAR	±5°
X.	±0.40
X.x	±0.30
X.xx	±0.20
X.xxx	±0.15
UNSPECIFIED TOLERAuCES	

XKB Connection 星创

DESIGN	阿树	VIEW:	MODEL TYPE: FPC CONNECTOR
CHECKED		UNIT: mm/in	PART NO.: X10A20L08G
APPROVED		SIZE: A4	DWG NO.: X10A20L08G

XKB INDUSTRIAL PRECISION CO.,LIMITED

SCALE	PAGE	REVISION
N/A	1/1	A1

www.helloxkb.com www.helloxkb.cn www.xk-dg.cn