
 AAC AAC ACOUSTIC TECHNOLOGIES (SHENZHEN) CO., LTD.	ISSUE: X6	
PART No. SM0802L-S421-M02	Remark: GP compliant	DATE: Oct.15 th . 2020

APPROVAL SHEET FOR MICROPHONE

CUSTOMER: Hisense

CHECKER: Li JinYang

APPROVER: Wu Zhijiang

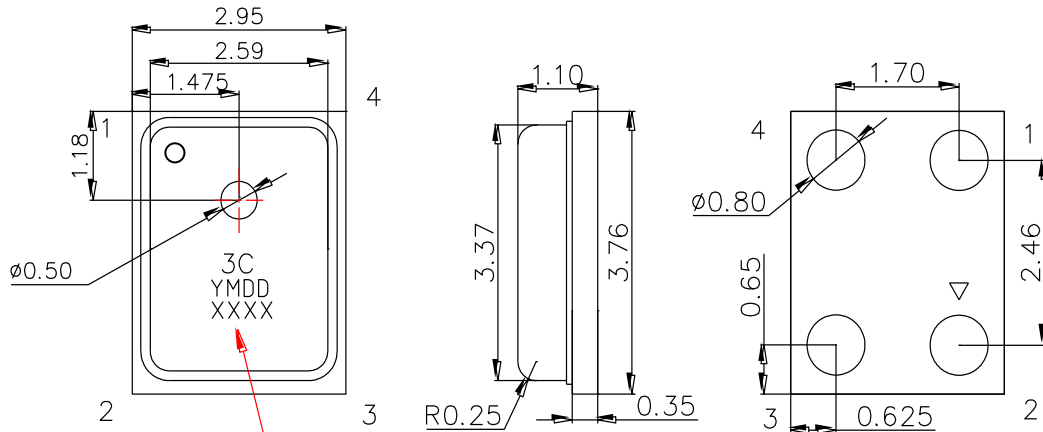
 AAC AAC ACOUSTIC TECHNOLOGIES (SHENZHEN) CO., LTD.		ISSUE: X6
PART No. SM0802L-S421-M02	Remark: GP compliant	DATE: Oct.15 th . 2020

CONTENTS

1. Mechanical Layout and Dimensions-----	3
2. Recommended Customer Land Pattern-----	4
3. Product Specifications-----	5
4. Test Setup-----	6
5. Reliability Specifications-----	7
6. Packaging Specifications-----	8
7. Solder Reflow Profile-----	11
8. Specification History-----	12



1. Mechanical Layout and Dimensions



Date code	
Y	Year 1 Number, 0~9 stand for 2010~2019
M	Month 1 Number, 1~9 A B C
DD	Day 2 Number, 1~31

Pin Output	
Pin#	Function
1	Output
2	Ground
3	Ground
4	Power

Item	Dim.	Tol.(+/-)	Units
Height	1.10	0.10	mm
Length	3.76	0.10	mm
Width	2.95	0.10	mm
Port Hole	0.50	0.10	mm

Note:(Tolerance +/-0.15mm unless otherwise specified)

**AAC**

AAC ACOUSTIC TECHNOLOGIES (SHENZHEN) CO., LTD.

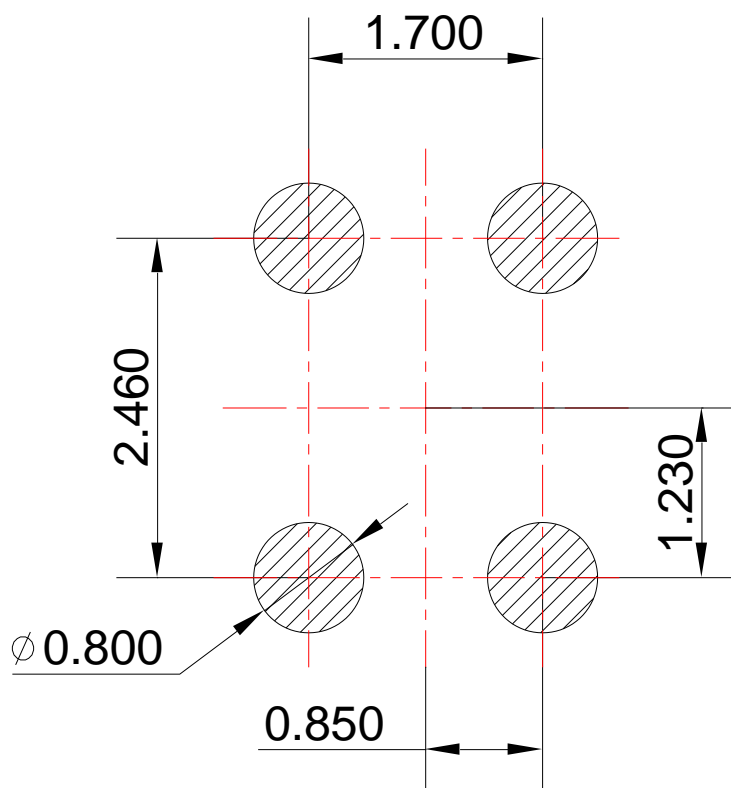
ISSUE: X6

PART No. **SM0802L-S421-M02**

Remark: GP compliant

DATE: Oct.15th. 2020

2. Recommended Customer Land Pattern:



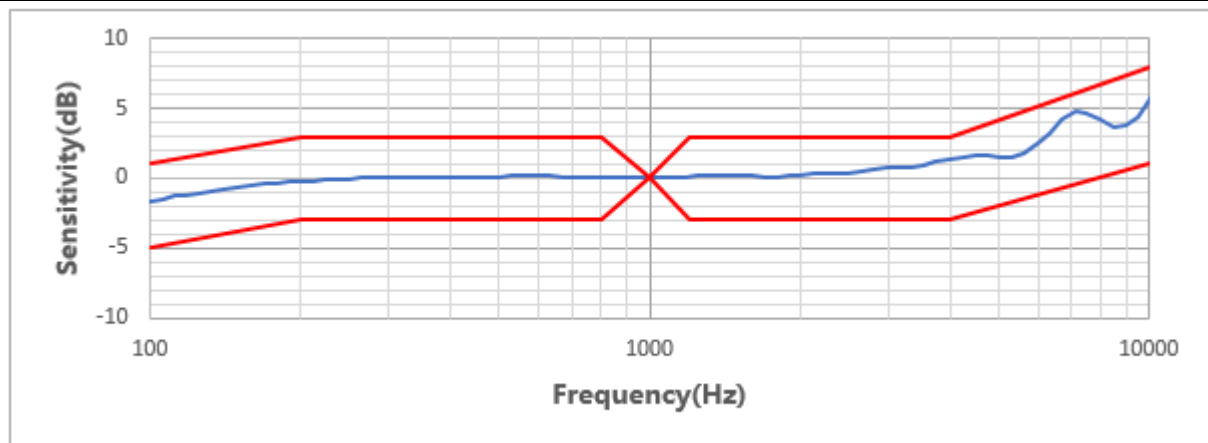


3. Product Specifications:

Test conditions: +25°C, 60-70%R.H

Items	Symbol	Condition	Limits			Unit
			Min.	Nom.	Max.	
Directivity		Omni-Directional				
Sensitivity	S	94dB SPL@1kHz, Vdd=2.2V	-43	-42	-41	dB
Output Impedance	Z _{out}	94dB SPL@1kHz, Vdd=2.2V			400	Ω
Supply Voltage	Vdd		1.6	2.2	3.6	V
Rated Current		@1kHz, Pin=1Pa, Vdd =2.2V	40		200	μA
S/N Ratio	SNR	94dB SPL @1kHz A-Weighted	56	59	62	dB
Total Harmonic Distortion	THD	94dB SPL@1kHz	0.01	0.10	0.25	%
Acoustic Overload Point	AOP	10% THD@1kHz	127	130	133	dB SPL
Power Supply Rejection	PSR	100mV Vpp Squarewave @217Hz, Vdd=2.2V, A-Weighted	-96	-91	-86	dBV
Power Supply Rejection Ratio	PSRR	200mV Vpp Sinewave @1kHz, Vdd=2.2V	58	63	68	dB
Decreasing Voltage Characteristic	Δ S	Change in sensitivity from 3.6V to 1.8V	±0.25			dB

Frequency Response Curve

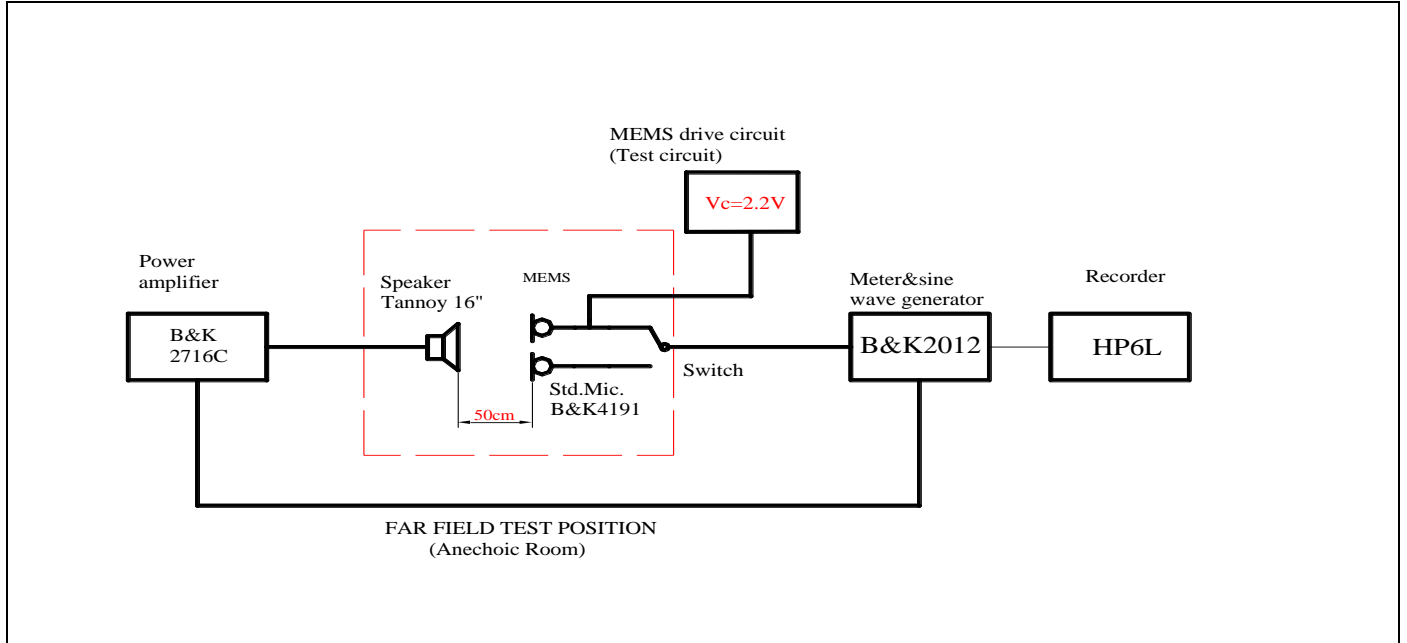


Frequency(Hz)	100	200	800	1000	1200	2000	2500	4000	10000
Upper Limit(dB)	1	3	3	0	3	3	3	3	8
Lower Limit(dB)	-5	-3	-3	0	-3	-3	-3	-3	1

Items	Limit			Unit
	Min.	Nom.	Max.	
3.10 Operating temperature	-40	+25	+85	°C
3.11 Storage temperature	-40	+25	+85	°C



4. Test Setup



**AAC**

AAC ACOUSTIC TECHNOLOGIES (SHENZHEN) CO., LTD.

ISSUE: X6

PART No. **SM0802L-S421-M02**

Remark: GP compliant

DATE: Oct.15th. 2020

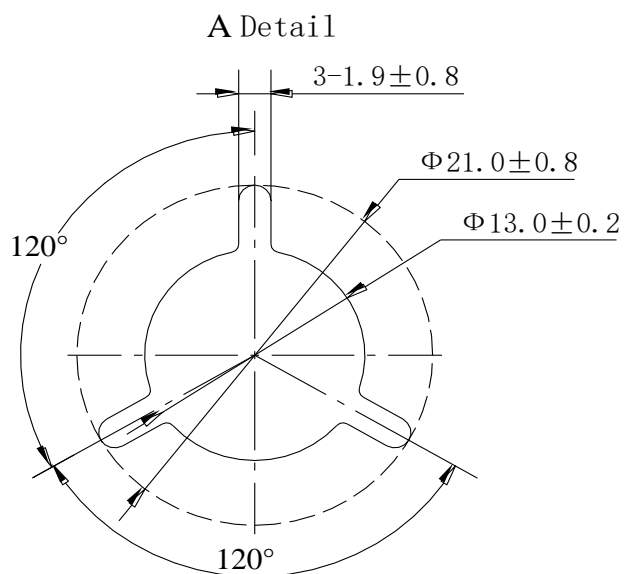
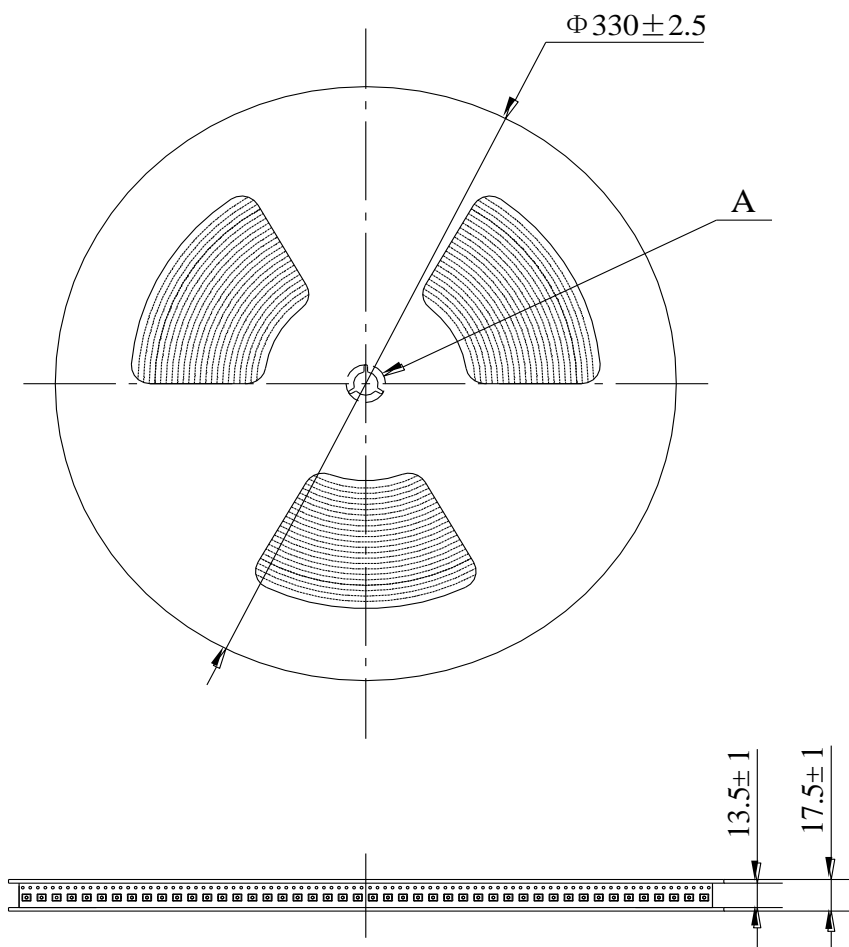
5. Reliability Specifications

Per customer's requirements, if no customer's requirements available please refer to following tests.

Test item	Detail	Standard
Reflow	Microphone is tested to 3 passes through reflow oven, with microphone mounted upside-down under conditions of 260°C for 30 seconds maximum.	/
Thermal Shock	Microphone unit must operate when exposed to air-to-air thermal shock 100 cycles From -40°C to +125°C with 15 minute soaks.	(IEC60068-2-14)
Mechanical Shock	Microphone must operate after exposure to shock test of 3,000 G	(IEC60068-2-27)
Low Temperature	Microphone unit must maintain sensitivity after storage at -40±3°C for 72 hours.	(IEC60068-2-1)
High Temperature	Microphone unit must maintain sensitivity after storage at +85±3°C for 72 hours.	(IEC60068-2-2)
Vibration Test	Microphone unit must operate under test condition: 4 cycles, from 20 to 2,000Hz in each direction (x, y, z), 48 minutes, using peak acceleration of 20 G (+20%,-0%). (IEC60068-2-6)	(IEC60068-2-6)
Damp heat	Tested under bias at 55±3°C/95%R.H for 96 hours.	(IEC60068-2-3)
Drop Test	1.5 Meter height onto a concrete surface each time at three directions in state of packing.	(IEC60068-2-32)
ESD	HBM: 100pF,1500 ohms, +/-2kV direct contact Power Pin and Output Pin; MM: 100pF, 0 ohms, +/-200V direct contact Power Pin and Output Pin. 5 times each supply, total 10 times	(IEC61000-4-2) (MIL883E,Method30 15.7)

The measurement shall to be done after 2 hours of conditioning at room temperature.

After reliability tests are performed, the sensitivity of the microphones shall not deviate more than ±3dB from Its initial value



4,500 PCS PRODUCTS/1 reel



AAC

AAC ACOUSTIC TECHNOLOGIES (SHENZHEN) CO., LTD.

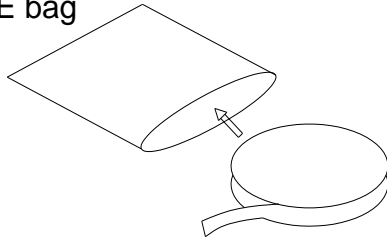
ISSUE: X6

PART No. **SM0802L-S421-M02**

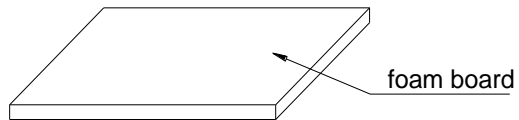
Remark: GP compliant

DATE: Oct.15th. 2020

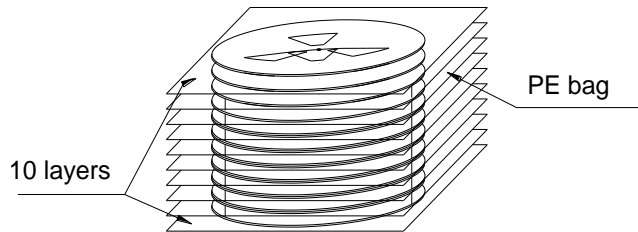
PE bag



Reel
4,500PCS/one reel

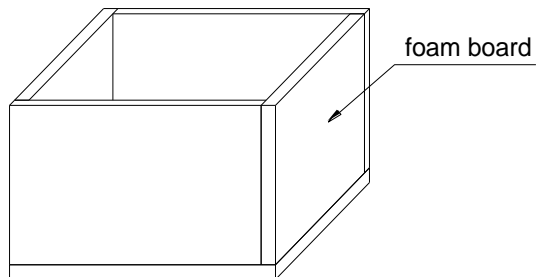


foam board

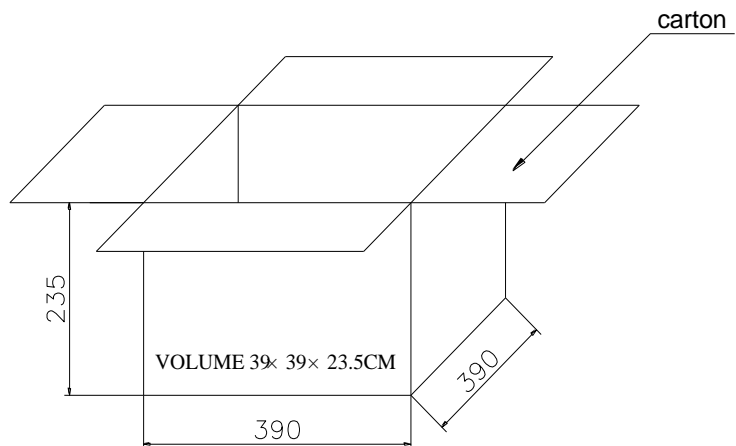


10 layers

PE bag



foam board



carton

235

VOLUME 39× 39× 23.5CM

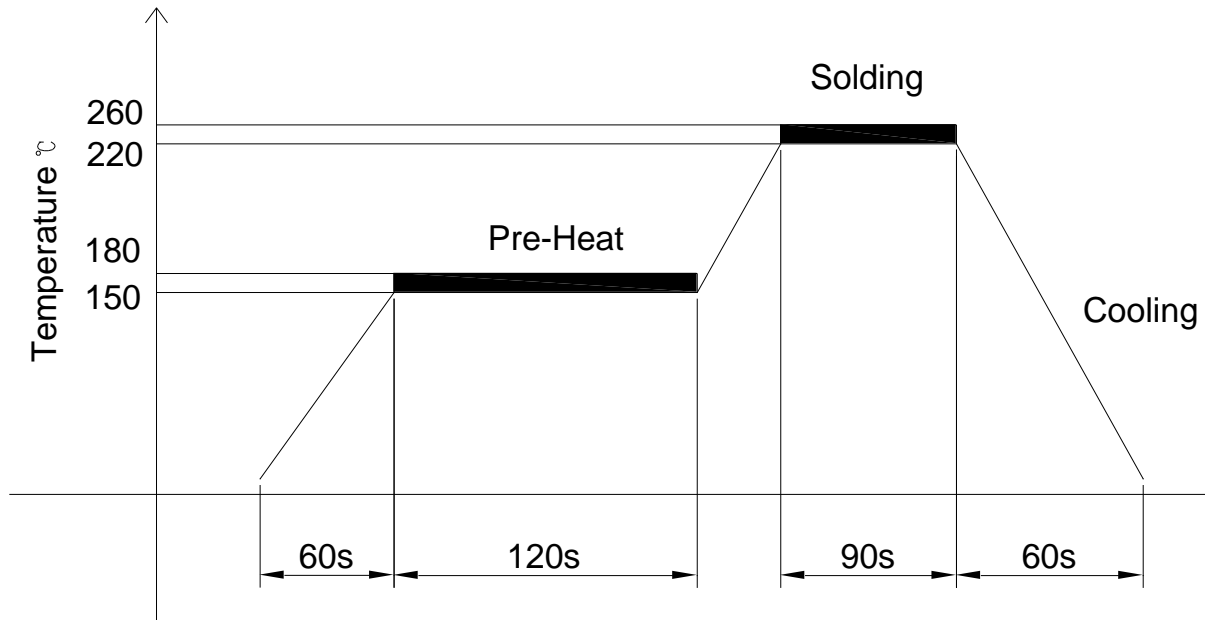
390

390

45,000 PCS PRODUCTS/1 CARTON




7. Solder Reflow Profile



Stage	Temperature Profile	Time(maximum)
Pre-heat	150-180°C	120sec.
Soldering	Above 220°C	90sec.
Peak	260°C (Max)	30sec.

Notes:

1. Pulling vacuum over acoustical hole of the microphone is not allowed, because the device can be damaged by vacuum.
2. Wash the board after reflow process is not allowed, because board washing and cleaning agents can damage the device. Device should not be exposed to ultrasonic processing or cleaning.
3. Recommended number of reflow is no more than 3 times.

 AAC AAC ACOUSTIC TECHNOLOGIES (SHENZHEN) CO., LTD.		ISSUE: X6
PART No. SM0802L-S421-M02	Remark: GP compliant	DATE: Oct.15 th . 2020

8. Specification History

ISSUE	PREP	CHKD	DETAIL SPEC CHANGES:	DATE
X1	Chen Zhiyuan	Wu Zhijiang	Initial Spec Release	June.29 th .2018
X2	Wang Tianjiao	Wu Zhijiang	Updated item1.3.6	Oct.24 th .2018
X3	Hu Hengbin	Wu Zhijiang	Update Product Specifications	Aug.9 th .2019
X4	Wang Tianjiao	Wu Zhijiang	Update Product Specifications	Dec.26 th .2019
X5	Li JinYang	Wu Zhijiang	Update Product Specifications for Hisense and Update Packaging Specifications	Sep. 28 th .2020
X6	Li JinYang	Wu Zhijiang	Update Marking	Oct. 15 th .2020

**AAC**

AAC ACOUSTIC TECHNOLOGIES (SHENZHEN) CO., LTD.

ISSUE: X6

PART No. **SM0802L-S421-M02**

Remark: GP compliant

DATE: Oct.15th. 2020