THIS DRAWING IS UNPUBLISHED.
VERÖFFENTLICHTE ANFERTIGUNGSZEICHNUNG
© COPYRIGHT 2007 BY AMP INCORPORATED.
RELEASED FOR PUBLICATION ,19-.
FREI FÜR VERÖFFENTLICHUNG
ALL RIGHTS RESERVED.
ALLE RECHTE VORBEHALTEN.

MATED WITH:
PASSEND ZU:
–

LOC	DIST
AI	–

PROJECT NR.: –

REVISIONS
ABÄNDERUNGEN

P	LTR	DESCRIPTION BESCHREIBUNG	DATE	DWN	APVD
	A	ZEICHNUNG NEU ERSTELLT	19-MAR-07	Ueck.	–

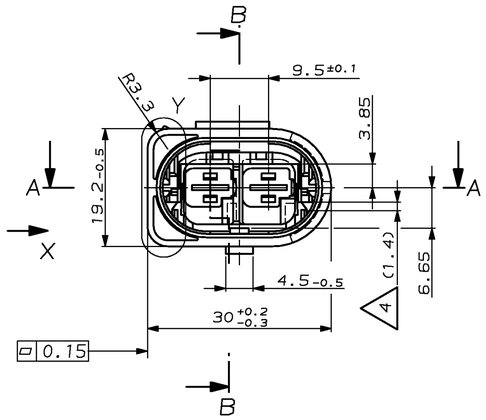

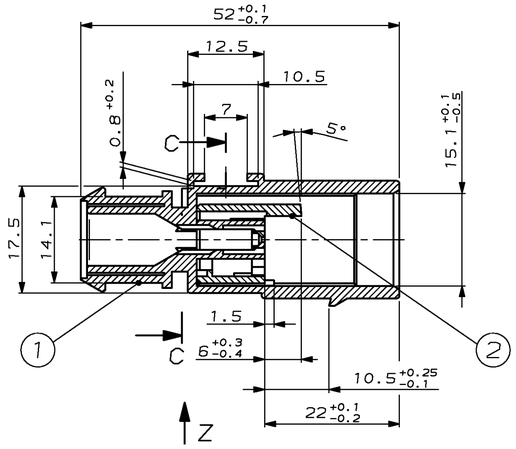

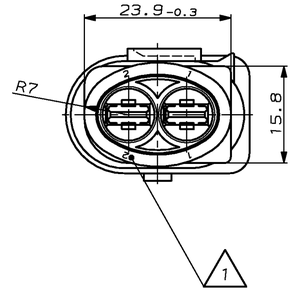

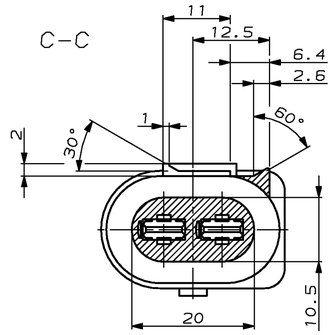

A-A

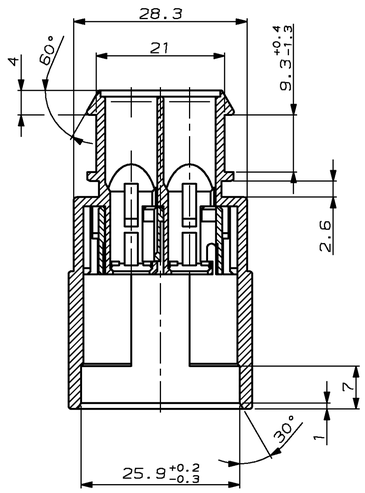

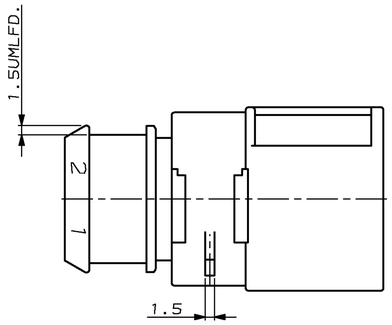

W 5:1

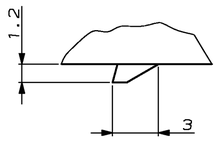

Z

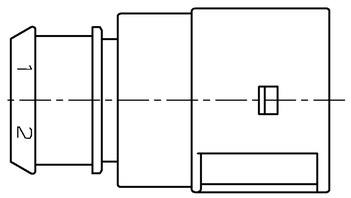

X

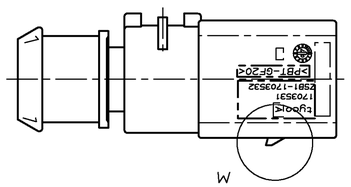

Y 1:1 CODINGS
KODIERUNGEN

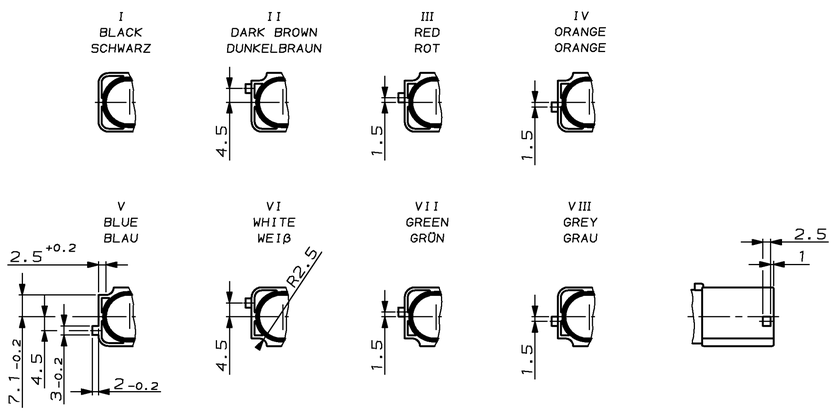

BEMERKUNGEN
NOTES

1 KONTAKTKAMMERNUMMER
CONTACT CAVITY NUMBER

2 VERPACKT ALS SCHÜTTGUT
BULK PACKAGED

3 DAS TEIL 1703532 WIRD Z.B. MIT DEM KONTAKT 964310-1 UND EINER EINZELADERDICHTUNG BESTÜCKT AUF DIE ENTSPRECHENDE SCHNITTSTELLE NACH 114-18132 GESTECKT
THE PART NO. 1703532 ASSEMBLED FOR EXAMPLE WITH CONTACT 964310-1 AND A SEALING WILL HAVE A SUITABLE MATING PART ACC. TO 114-18132

4 LIEFERZUSTAND GEZEICHNET: VERRIEGELUNG IN VORRASTSTELLUNG; NACH KONTAKTBESTUECKUNG IN DIESER RICHTUNG VERSCHIEBEN MIT WERKZEUG 3-1355149-1
SHOWN AS SUPPLIED; RETAINER IN PRELOCKED POSITION; AFTER CONTACT LOADING TO SHIFT IN THIS DIRECTION WITH TOOL 3-1355149-1

COD	Tyco-PART-NO	REV	ITEM NO	QTY	DESCRIPTION	MATERIAL	COLOR
VIII	1-1703532-8	A	2	1	RETAINER, ...	PBT-GF30	VIOLET
			1	1	2POS, TAB 5.8X0.8, TAB HSG...	PBT-GF20	GREY
VII	1-1703532-7	A	2	1	RETAINER, ...	PBT-GF30	VIOLET
			1	1	2POS, TAB 5.8X0.8, TAB HSG...	PBT-GF20	GREEN
VI	1-1703532-6	A	2	1	RETAINER, ...	PBT-GF30	VIOLET
			1	1	2POS, TAB 5.8X0.8, TAB HSG...	PBT-GF20	WHITE
V	1-1703532-5	A	2	1	RETAINER, ...	PBT-GF30	VIOLET
			1	1	2POS, TAB 5.8X0.8, TAB HSG...	PBT-GF20	BLUE
IV	1-1703532-4	A	2	1	RETAINER, ...	PBT-GF30	VIOLET
			1	1	2POS, TAB 5.8X0.8, TAB HSG...	PBT-GF20	ORANGE
III	1-1703532-3	A	2	1	RETAINER, ...	PBT-GF30	VIOLET
			1	1	2POS, TAB 5.8X0.8, TAB HSG...	PBT-GF20	RED
II	1-1703532-2	A	2	1	RETAINER, ...	PBT-GF30	VIOLET
			1	1	2POS, TAB 5.8X0.8, TAB HSG...	PBT-GF20	DARK BROWN
I	1-1703532-1	A	2	1	RETAINER, ...	PBT-GF30	VIOLET
			1	1	2POS, TAB 5.8X0.8, TAB HSG...	PBT-GF20	BLACK

THIS DRAWING IS A CONTROLLED DOCUMENT FOR AMP INCORPORATED. IT IS SUBJECT TO CHANGE AND THE CONTROLLING ENGINEERING ORGANIZATION SHOULD BE CONTACTED FOR THE LATEST REVISION. DIESES ZEICHNUNGSDOKUMENT WIRD DURCH AMP INCORPORATED KONTROLLIERT, ABÄNDERUNGEN, DIE DEN TECHNISCHEN FORTSCHRITT DIENEN, SIND VORBEHALTEN. DER ZUSTÄNDIGE TECHNISCHE ABÄNDERUNGSSTELLE DER AMP INCORPORATED SOLLTE KONTAKTIERT WERDEN.

DIMENSIONS:
DIMENSIONEN:
mm

TOLERANCES UNLESS OTHERWISE SPECIFIED:
ALLGEMEINTOLERANZEN
ISO 8015
ISO 2768-mK
n. DIN 16901 - 140
DECIMALS ±0.1
2 PLCS ±0.25
3 PLCS ±0.5
ANGLES/WINKEL ±0.5°
FINISH/OBERFLÄCHE/FARBE

MATERIAL
S. TAB.

S. TAB.

DWN M.Ueckermann 14-MAR-07
CHK F.Thiel 14-MAR-07
APVD –
PRODUCT SPEC PRODUKTSPEZ. 108-18181
APPLICATION SPEC VERARBEITUNGSSPEZ. 114-18132
WEIGHT GEWICHT 12g

CUSTOMER DRAWING /KUNDENZEICHNUNG

AMP
tyco Electronics AMP GmbH
D - 64625 Bensheim

NAME
2POS, TAB 5.8X0.8, TAB HSG, ASSEMBLY
2POL., FLS 5.8X0.8, FL.STECKERGEH., KOMPLETT

SIZE A1 | CAGE CODE 00779 | DRAWING NO ZEICHNUNGS-NR. C-1703532 | RESTRICTED TO NUR FÜER —

MASSSTAB 2:1 | BLATT 1 OF 1 VON 1 | REV A

NOT FOR LATER USE
NICHT FÜR SPÄTER

Downloaded from Arrow.com.