

Product Overview

Relays and Optocouplers



WAGO[®]
INNOVATIVE CONNECTIONS



Relays and

Contents

Relays and Optocouplers 4 – 5
Features, Benefits, Applications



859 Series 6 – 9
Rail-Mounted Terminal Blocks
with Miniature Switching Relay and Optocoupler

857 Series 10 – 13
Sockets with Miniature Switching Relay

788 Series 14 – 17
Sockets with Miniature Switching Relay

858 Series 18 – 21
Sockets with Industrial Relay

286 Series 22 – 27
Pluggable Modules – Relays

287 and 288 Series 28 – 31
Mounting Carriers with Miniature Switching Relay



789 Series 32 – 34
Relay Modules in DIN-Rail Mountable Enclosure

For complete specifications visit us online at
www.wago.us → **Service** → **Documentation** → **Interface Modules**

or look for the quick link  Technical documentation


Optocouplers

WAGO Relays and Optocouplers

Features, Benefits and Applications

Modern equipment design requires multiple components that can meet diverse challenges.

WAGO AUTOMATION provides a broad range of relays and optocouplers to support some of the world's most demanding applications.



- Easy to install, easy to maintain
- Economical to purchase, efficient to install
- Operational reliability
- Maximum machine safety and uptime
- Relays sized to suit any space
- Easy planning and commissioning

WAGO relay modules –

The convenient interface between electronics and periphery

In modern automation systems, electromechanical relays safely connect process peripherals with electronic control, alarm and monitoring systems. For example, relays perform the following tasks:

- Electrical isolation with high isolation levels between input and output circuits
- Adjustment of differing signal levels
- Signal amplification and/or signal multiplication if varying potentials exist

The comprehensive design of modern relays provides applications with the following benefits:

- Immunity to electromagnetic interference and transient voltages
- High, short-term overload capacity on both input and output sides
- Minimal switching loss
- A single module that switches both direct and alternating currents

To perform these tasks and more, WAGO AUTOMATION offers a full range of relay modules ready to support a diverse array of applications. Depending on the task and application requirements, there is a choice of relay modules with different rated voltages, contacts, contact materials, housings and designs. In addition to standard switching relays, bistable relays, timing relays, latching relays and safety relays with force-guided contacts are also available.



Relays and optocouplers are used everywhere where electrical signals must be transmitted and galvanic isolation, signal adjustment or amplification are required. They are suitable for all industrial applications: process and power technology, rail vehicles, shipbuilding, as well as control cabinet applications.

Benefits of WAGO relays and optocouplers:

- Easy termination of conductors from 0.08 mm² to 2.5 mm² (28-14 AWG)
- Optimized for any application
- Wide range of accessories (e.g., adjacent jumpers, marking material)
- Switchable loads from 1 mA to 16 A

WAGO optocouplers – The modern and powerful alternative

As a link between process peripherals and electronic control, alarm and monitoring systems, optocoupler modules boast the following advantages over electromechanical relays:

- Longer service life – no mechanical wear
- High switching frequency due to short switch-on and switch-off times
- Vibration resistance
- No contact bouncing
- “Noiseless” switching
- Low control power requirement

WAGO AUTOMATION provides a full range of optocouplers to bring the above benefits to the following tasks:

- Electrical isolation between input and output circuits
- Adjustment of differing signal levels
- Signal amplification

Optocouplers are available with different rated voltages, switching capacities and housing options to suit any application.





CAGE CLAMP®

Vibration-proof – fast – maintenance-free

CAGE CLAMP® termination for all conductor types.

solid



fine-stranded




ferruled



With a large variety of relays and optocouplers, the 859 Series will suit any industrial interface application. The compact, 6 mm-wide housing is ideal for space-restricted control panels. Simple commoning at the control and load side

streamlines redundant wiring of common input and output potentials. A robust design, utilizing vibration-proof CAGE-CLAMP® Spring Pressure Connection Technology, ensures continuous and uninterrupted operation for any system.


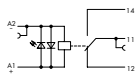

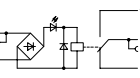

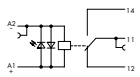

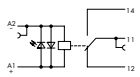

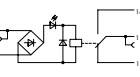

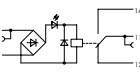

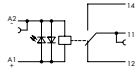

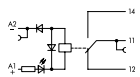
Rail-Mounted Terminal Blocks with Miniature Switching Relay and Optocoupler – 859 Series



859 Series Features/Benefits:

- 6 mm-wide housing for DIN 35-rail mounting
- Front-side jumpers streamline connections
- LED for status signal indication
- Each termination point offers an integrated test location







Rail-Mounted Terminal Blocks with Miniature Switching Relay, 859 Series


Description			Item No.	Input Nominal Voltage U_N	Max. Switching Voltage	Max. Continuous Current
Relay with 1 changeover contact			859-302	5 V DC	250 V AC	5 A
			859-303	12 V DC		
			859-304	24 V DC		
			859-305	48 V DC		
			859-306	60 V DC		
			859-307 859-308	110 V DC 220 V DC		
Relay with 1 changeover contact			859-353	12 V AC/DC	250 V AC	5 A
			859-354	24 V AC/DC		
			859-355	48 V AC/DC		
			859-357	115 V AC/DC		
			859-358	230 V AC/DC		
Relay with 1 changeover contact, with gold contacts			859-314	24 V DC	36 V DC *	50 mA *
			859-317	115 V DC		
			859-318	220 V DC		
Relay with 1 changeover contact, with gold contacts with an extended input voltage and temperature range			859-392	24 V DC	36 V DC *	50 mA *
			859-386	36 V DC		
			859-384	48 V DC		
Relay with 1 changeover contact, with gold contacts			859-359	230 V AC	36 V DC *	50 mA *
			859-360	115 V AC		
Relay with 1 changeover contact, with specified turn-on and turn-off threshold			859-367	115 V AC	250 V AC	5 A
			859-368	230 V AC		
Relay with 1 changeover contact, with an extended input voltage and temperature range			859-390	24 V DC	250 V AC	3 A
			859-391	110 V DC		
Relay with 1 changeover contact, with an extended input voltage and temperature range			859-398	24 V DC	250 V AC	3 A
			859-394	36 V DC		
			859-397	48 V DC		
			859-393	72 V DC		
			859-399	110 V DC		

* In order to prevent the gold layer from being damaged, these values shall not be exceeded.

Higher switching power leads to evaporation of the gold layer. The resulting deposits in the housing may cause sparkovers between the coil and the contact.

Rail-Mounted Terminal Blocks with Optocoupler, 859 Series

Description		Item No.	Input Nominal Voltage V_N	Output Voltage Range	Max. Continuous Current
Optocoupler with an extended output voltage and temperature range for use in railway traffic		859-793	5 V DC	3 V ... 60 V DC	100 mA
		859-791 859-794	24 V DC 24 V DC	7 V ... 60 V DC 9 V ... 60 V DC	100 mA 100 mA
Optocoupler		859-795 859-796	5 V DC 24 V DC	3 V ... 30 V DC	100 mA
Optocoupler, negative switching Power optocoupler		859-720	24 V DC	10 V ... 30 V DC	3 A
Optocoupler, power optocoupler		859-730	24 V DC	3 V ... 30 V DC	3 A
		859-740	24 V DC	3 V ... 30 V DC	3 A
		859-744	12 V ... 48 V DC	3 V ... 53 V DC	4 A
Optocoupler, positive switching, increased input frequency up to 100 Hz, input voltage up to 270 V AC		859-772	230 V AC	20 V ... 30 V DC	500 mA
Optocoupler, negative switching		859-712	230 V AC	20 V ... 30 V DC	500 mA
Optocoupler, negative switching		859-702 859-708	5 V DC 24 V DC	20 V ... 30 V DC	500 mA
Optocoupler, negative switching		859-706	24 V DC	4 V ... 6,25 V DC	500 mA
Optocoupler, positive switching		859-752	5 V DC	20 V ... 30 V DC	500 mA
Optocoupler, positive switching		859-758 859-756	24 V DC 24 V DC	20 V ... 30 V DC 4 V ... 6,25 V DC	500 mA 500 mA
Optocoupler		859-902	5 V DC	24 V ... 260 V AC	500 mA



- 857 Series
Features/Benefits:**
- Pluggable relays and optocouplers
 - Industry's most compact - just 6.0 mm wide
 - Potential commoning on every level
 - Integrated LED for status indication
 - Input voltage available in 5-230 V AC/DC variants
 - Up to 8 A switching current

CAGE CLAMP®S

Vibration-proof – fast – maintenance-free
 CAGE CLAMP®S termination for all conductor types.

*solid



fine-stranded



*ferruled




WAGO 857 Series relay and optocoupler modules are supplied in 6 mm-wide housing and share a common profile. The modules feature a single, flexible in-line jumper system (e.g., for supply voltages), eliminating discrete wiring. The pluggable relays can be replaced quickly and easily when needed.


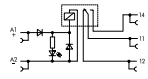

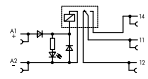
JUMPFLEX[®], Sockets with Switching Relay and Optocoupler – 857 Series

An optional interface adapter plugs on the input or output side, combining eight modules and connecting them via a flat cable.

Available interface adapter


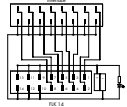

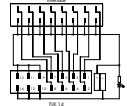

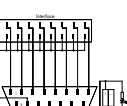


Sockets with Miniature Switching Relay, 857 Series

Description			Item No.	Nominal Voltage	Current Carrying Capacity per Channel	Max. Total Current
Relay with 1 changeover contact			857-303 857-304 857-305 857-306 857-307 857-308	12 V DC 24 V DC 48 V DC 60 V DC 110 V DC 220 V DC	250 V AC	6 A
			857-354 857-357 857-358	24 V AC/DC 115 V AC/DC 230 V AC/DC	250 V AC	6 A
Relay with 1 changeover contact, with gold contacts			857-314 857-317 857-318	24 V DC 110 V DC 220 V DC	36 V DC* / (250 V AC/DC)	50 mA* / (6 A)
			857-364 857-367 857-368	24 V AC/DC 115 V AC/DC 230 V AC/DC	36 V DC* / (250 V AC/DC)	50 mA* / (6 A)

* In order to prevent the gold layer from being damaged, these values shall not be exceeded. (In case of damaged gold layer, the values in parenthesis apply). Higher switching power leads to evaporation of the gold layer. The resulting deposits in the housing may cause sparkovers between the coil and the contact.


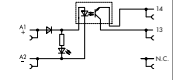
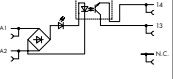
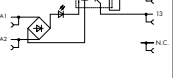

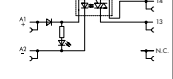
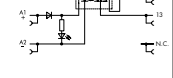
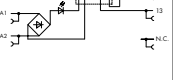

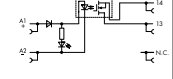
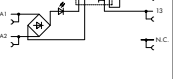
8-Channel Interface Adapter for System Wiring

Description			Item No.	Nominal Voltage	Current Carrying Capacity per Channel	Max. Total Current
8-channel adapter with 14-pin flat cable connector, positive switching input**			857-981	24 V DC	1 A	3 A
8-channel adapter with 14-pin flat cable connector, positive switching output***			857-982	24 V DC	1 A	3 A
8-channel adapter with D-sub male connector, Input with 15-pin flat cable connector, positive switching**			857-986	24 V DC	1 A	3 A

** For use on the 857 Series socket's coil side

*** For use on the 857 Series socket's contact side

Sockets with Solid State Relay, 857 Series

Description		Item No.	Input Nominal Voltage V_N	Output Voltage Range	Max. Continuous Current	
Solid state relay			857-704	24 V DC	0 V ... 48 V DC	100 mA
			857-707	115 V AC/DC	0 V ... 48 V DC	100 mA
			857-708	230 V AC/DC	0 V ... 48 V DC	100 mA
Solid state relay			857-714	24 V DC	24 V ... 240 V AC	1 A
			857-717	115 V AC/DC	24 V ... 240 V AC	1 A
			857-718	230 V AC/DC	24 V ... 240 V AC	1 A
Solid state relay			857-724	24 V DC	0 V ... 24 V DC	2 A
			857-727	115 V AC/DC	0 V ... 24 V DC	2 A
			857-728	230 V AC/DC	0 V ... 24 V DC	2 A



788 Series Features/Benefits:

- Relays with 1 or 2 changeover contacts – up to 16 A and 250 V of switching power
- DIN-rail mount modules
- WMB or continuous strip
- Pluggable switching status indicator (LED) with integrated recovery diode
- Integrated test ports – easy troubleshooting

CAGE CLAMP®S

Vibration-proof – fast – maintenance-free

CAGE CLAMP®S termination for all conductor types.

*solid



fine-stranded




*ferruled



WAGO 788 Series Pluggable Relay Modules are an excellent platform for industrial and process automation switching relay applications. Featuring plug-and-play, miniature switching relays (1 or 2 changeover contacts), 788 Series relays are ultra-compact, fitting where other relays do not.

Sockets with Switching Relay and Optocoupler – 788 Series

A compact design is just one of the 788 Series' unique and highly beneficial features. A robust, easy-to-use lever lifts/ejects relays, simplifying replacement – even if relay modules are side-by-side. For flexibility and the reduction of part numbers, the 788 Series can be ordered as: a fully equipped relay module, a relay and LED for switching status indication, or as individual components.





Sockets with Miniature Switching Relay, 788 Series


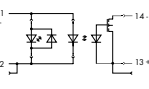

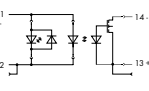

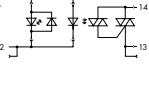
Description		Item No.	Input Nominal Voltage V_N	Max. Switching Voltage	Max. Continuous Current				
Relay with 1 changeover contact and status indication (15 mm high) 		788-303	12 V DC	250 V AC	16 A				
		788-304	24 V DC						
		788-305	48 V DC						
		788-306	60 V DC						
		788-307	110 V DC						
Relay with 2 changeover contacts and status indication (15 mm high) 		788-311	12 V DC	250 V AC	2 x 8 A				
		788-312	24 V DC						
		788-313	48 V DC						
		788-314	60 V DC						
		788-315	110 V DC						
Relay with 1 changeover contact and status indication (15 mm high) 		788-506	24 V AC	250 V AC	16 A				
		788-507	115 V AC						
		788-508	230 V AC						
		Relay with 2 changeover contacts and status indication (15 mm high) 				788-512	24 V AC	250 V AC	2 x 8 A
						788-515	115 V AC		
788-516	230 V AC								
Relay with 1 changeover contact , with gold contacts and status indication (15 mm high) 		788-404	24 V DC	36 V DC*	50 mA*				
		788-412	24 V DC						
Relay with 2 changeover contacts , with gold contacts and status indication (15 mm high) 		788-607	115 V AC	36 V DC*	50 mA*				
		788-608	230 V AC						
Relay with 2 changeover contacts , with gold contacts and status indication (15 mm high) 		788-615	115 V AC	36 V DC*	2 x 50 mA*				
		788-616	230 V AC						
Relay with 1 changeover contact and status indication (25 mm high)		788-324	24 V DC	250 V AC	16 A				
		788-334	24 V DC						
Relay with 2 changeover contacts and status indication (25 mm high)		788-528	230 V AC	250 V AC	16 A				
		788-538	230 V AC						

* In order to prevent the gold layer from being damaged, these values shall not be exceeded.
Higher switching power leads to evaporation of the gold layer.
The resulting deposits in the housing may cause sparkovers between the coil and the contact.

Sockets with Miniature Switching Relay, 788 Series

Description			Item No.	Input Nominal Voltage V_N	Max. Switching Voltage	Max. Continuous Current
Relay with 1 changeover contact and status indication (15 mm high)			788-354	24 V DC	250 V AC	16 A
Relay with 1 make contact and status indication (25 mm high)			788-355	24 V DC	250 V AC	16 A
Safety relay SR2M (2 changeover contacts), with force-guided contacts and status indication			788-384	24 V DC	250 V AC	6 A
Relay with 1 changeover contact , manual operation and status indication (25 mm high)			788-374	24 V DC	250 V AC	16 A
Relay with 2 changeover contacts , manual operation and status indication (25 mm high)			788-375	24 V DC	250 V AC	8 A

Sockets with Optocoupler, 788 Series

Description			Item No.	Input Nominal Voltage U_N	Output Voltage Range	Max. Continuous Current
Optocoupler			788-700	24 V DC	0 V ... 24 V DC	3.5 A
Optocoupler			788-701	24 V DC	0 V ... 24 V DC	5 A
Optocoupler			788-720	24 V DC	24 V ... 240 V AC	1 A



858 Series Features/Benefits:

- Relays with 5 A power contacts or 50 mA gold contacts for dry switching circuits
- Integrated LED indicator, mechanical relay status and manual operation
- Dual conductor entries with CAGE CLAMP[®]S COMPACT for all connections
- Compatible with industrial relays utilizing standard pin spacing
- Optional 858-402 push-in jumpers common two adjacent relays on the coil side

CAGE CLAMP[®]S

Vibration-proof – fast – maintenance-free

CAGE CLAMP[®]S termination for all conductor types.

*solid



fine-stranded



*ferruled




WAGO DIN-rail mount 858 Series relay sockets are designed for conventional industrial relays with standard pin spacing. The sockets carry 33.5 to 35.5 mm-high relays equipped with 2 or 4 changeover contacts. All socket contacts feature two conductor entries at each CAGE

CLAMP®S COMPACT connection point for 2 x 0.34 mm² (22 AWG) to 1.5 mm² (16 AWG) cross-section. CAGE CLAMP®S COMPACT Spring Pressure Connection Technology provides simple, push-in termination of solid or ferruled conductors.


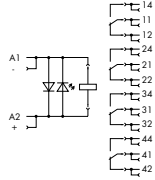

Sockets with Industrial Relay –

858 Series

Speedy Socket Service:
rapidly replace relays without removing
conductors.



Sockets with Industrial Relay, 858 Series

Description			Item No.	Input Nominal Voltage V_N	Max. Switching Voltage	Max. Continuous Current
Relay with 4 changeover contacts	 		858-304	24 V DC	250 V AC / 30 V DC	5 A
Relay with 4 changeover contacts , with gold contacts			858-314	24 V DC	30 V DC *	50 mA *
Relay with 4 changeover contacts	 		858-507 858-508	115 V AC 230 V AC	250 V AC / 30 V DC	5 A
Relay with 4 changeover contacts , with gold contacts			858-517 858-518	115 V AC 230 V AC	30 V DC *	50 mA *
Relay with 4 changeover contacts , with an extended input voltage and temperature range			858-354	24 V DC	250 V AC / 30 V DC	5 A

* In order to prevent the gold layer from being damaged, these values shall not be exceeded. Higher switching power leads to evaporation of the gold layer. The resulting deposits in the housing may cause sparkovers between the coil and the contact.





286 Series Features/Benefits:

- Easy termination of conductors from 0.08 mm² to 2.5 mm² (28 -12 AWG)
- Space-saving combination of electrical and electronic functions on a rail-mounted terminal block
- Module removal provides fast and safe separation between logic and control power

CAGE CLAMP®

Vibration-proof – fast – maintenance-free

CAGE CLAMP® termination for all conductor types.

solid



fine-stranded



ferruled




Pluggable modules for carrier terminal blocks maximize flexibility while simplifying maintenance:

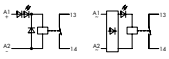
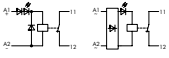

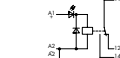

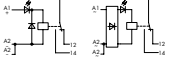

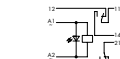

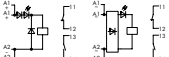
1. The DIN-rail mount carrier block is wired just like a standard terminal block.
2. Modules are then plugged into the terminal block after wiring.
3. For ease of maintenance, the modules are replaced in one step without affecting terminal block wiring.


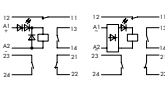

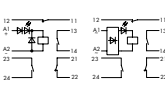

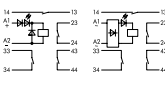

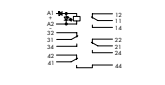

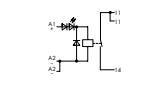

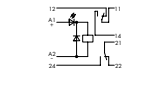

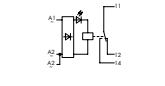

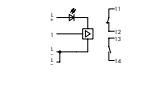

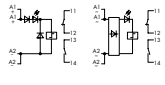

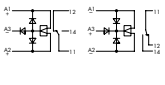
Pluggable Relay and Optocoupler Modules for Carrier Terminal Blocks – 286 Series

This intelligent design also saves space and reduces wiring costs. A comprehensive range of function modules is available to complement these optocoupler and relay modules. The modules seamlessly integrate any required function into control cabinets via pluggable modules.






















Pluggable Modules – Relays, 286 Series


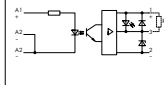
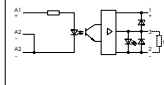

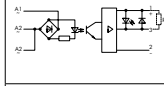
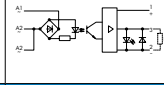

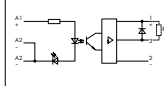
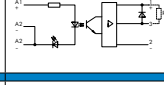

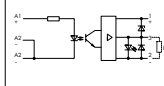
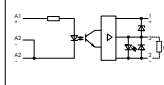

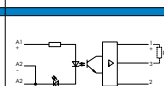

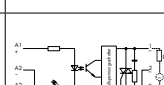

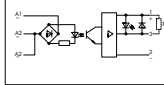
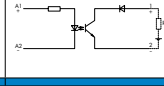

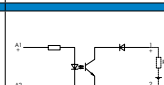

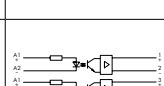

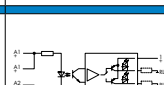

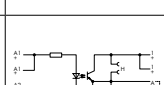
Description			Item No.	Input Nominal Voltage V_N	Max. Switching Voltage	Max. Continuous Current
Relay with 1 make contact			286-364 286-365 286-366 286-564 286-566 286-567	24 V DC 48 V DC 60 V DC 24 V AC 115 V AC 230 V AC	30 V DC / 250 V AC	5 A
Relay with 1 break contact			286-368 286-369 286-370 286-568	24 V DC 48 V DC 60 V DC 24 V AC	250 V DC / 250 V AC	5 A
Relay with 1 changeover contact			286-302 286-303 286-304 286-305 286-306 286-307 286-308	5/6 V DC 12 V DC 24 V DC 48 V DC 60 V DC 115 V DC 220 V DC	300 V DC / 250 V AC	7 A
Relay with 1 changeover contact			286-502 286-503 286-504 286-505 286-506 286-507 286-508	5/6 V AC/DC 12 V AC/DC 24 V AC/DC 48 V AC/DC 60 V AC/DC 115 V AC 230 V AC	300 V DC / 250 V AC	7 A
Relay with 1 changeover contact, with gold contacts			286-394 286-395 286-594	24 V DC 48 V DC 24 V AC/DC	36 V DC	1 A
Relay with 2 changeover contacts			286-310 286-311 286-312 286-313 286-314 286-315 286-316	5/6 V DC 12 V DC 24 V DC 48 V DC 60 V DC 115 V DC 220 V DC	300 V DC / 250 V AC	7 A
Relay with 2 changeover contacts			286-510 286-511 286-512 286-513 286-514 286-515 286-516	5/6 V AC 12 V AC 24 V AC 48 V AC 60 V AC 115 V AC 230 V AC	300 V DC / 250 V AC	7 A
Relay with 1 break and 1 make contact			286-318 286-319 286-320 286-321 286-322 286-324 286-520	5/6 V DC 12 V DC 24 V DC 48 V DC 60 V DC 220 V DC 24 V AC	250 V DC / 380 V AC	6 A
Relay with 2 make contacts			286-326 286-327 286-328 286-329 286-330 286-332	5/6 V DC 12 V DC 24 V DC 48 V DC 60 V DC 220 V DC	250 V DC / 380 V AC	6 A

Description			Item No.	Input Nominal Voltage V_N	Max. Switching Voltage	Max. Continuous Current
Relay with 2 break contacts and 2 make contacts			286-334 286-335 286-336 286-337 286-338 286-339 286-536 286-540	5/6 V DC 12 V DC 24 V DC 48 V DC 60 V DC 115 V DC 24 V AC 230 V AC	250 V DC / 250 V AC	5 A
Relay with 1 break contact and 3 make contacts			286-342 286-343 286-344 286-345 286-346 286-347 286-544 286-547 286-548	5/6 V DC 12 V DC 24 V DC 48 V DC 60 V DC 115 V DC 24 V AC 115 V AC 230 V AC	250 V DC / 250 V AC	5 A
Relay with 4 make contacts			286-350 286-351 286-352 286-353 286-354 286-355 286-552 286-555 286-556	5/6 V DC 12 V DC 24 V DC 48 V DC 60 V DC 115 V DC 24 V AC 115 V AC 230 V AC	250 V DC / 250 V AC	5 A
Relay with 4 changeover contacts			286-375 286-578 286-579	24 V DC 110/120 V AC 230 V AC	60 V DC / 250 V AC	2 A DC / 4 A AC
Relay with 1 make contact, for higher DC loads			286-376	24 V DC	250 V DC / 250 V AC	5 A
Relay with 2 changeover contacts, with gold contacts			286-384	24 V DC	36 V DC*	50 mA *
Relay with 1 changeover contact, with specified switching threshold			286-904	230 V AC	250 V DC / 380 V AC	5 A
Relay with 1 break and 1 make contact, minimal control power ≥ 7 mW, trigger voltage			286-906	24 V DC	250 V DC / 380 V AC	6 A
Latching relay with 1 break and 1 make contact			286-571 286-570	24 V DC 230 V AC	30 V DC / 250 V AC	5 A
Bistable relay with 1 changeover contact, positive switching / negative switching			286-380 286-381	24 V DC 24 V DC	250 V DC / 250 V AC	6 A

Pluggable Modules – Relays, 286 Series

Description			Item No.	Input Nominal Voltage V_N	Max. Switching Voltage	Max. Continuous Current
Relay with 1 make contact , with an extended input voltage and temperature range			286-364/004-000	24 V DC	250 V AC	3 A
Relay with 1 break contact , with an extended input voltage and temperature range			286-368/004-000	24 V DC	250 V AC	3 A
Relay with 1 changeover contact , with an extended input voltage and temperature range			286-304/004-000 286-307/004-000	24 V DC 110 V DC	250 V AC/DC	3 A
Relay with 1 changeover contact , with gold contacts with an extended input voltage and temperature range			286-394/004-000	24 V DC	36 V DC*	50 mA *
Relay with 2 changeover contacts , with an extended input voltage and temperature range			286-312/004-000	24 V DC	250 V AC / 200 V DC	4 A
Relay with 1 break and 1 make contact , with an extended input voltage and temperature range			286-320/004-000	24 V DC	250 V AC / 200 V DC	4 A
Relay with 2 make contacts , with an extended input voltage and temperature range			286-328/004-000	24 V DC	250 V AC / 200 V DC	4 A
Relay with 2 break contacts and 2 make contacts with an extended input voltage and temperature range			286-336/001-000	24 V DC	250 V AC / 200 V DC	4 A
Relay with 1 break contact and 3 make contacts with an extended input voltage and temperature range			286-344/004-000	24 V DC	250 V AC / 200 V DC	4 A
Relay with 4 make contacts , with an extended input voltage and temperature range			286-352/004-000	24 V DC	250 V AC / 30 V DC	4 A
Relay with 1 break and 1 make contact , with an extended input voltage and temperature range			286-906/004-000	24 V DC	250 V AC/DC	3 A

Pluggable Modules – Optocouplers, 286 Series

Description			Item No.	Input Nominal Voltage V_N	Output Voltage Range	Max. Continuous Current
Optocoupler, negative switching			286-700 286-701 286-702	24 V DC	5 V DC (3 V ... 6 V DC) 15 V DC (10 V ... 20 V DC) 24 V DC (20 V ... 30 V DC)	500 mA
Optocoupler, positive switching			286-750 286-751 286-752	24 V DC	5 V DC (3 V ... 6 V DC) 15 V DC (10 V ... 20 V DC) 24 V DC (20 V ... 30 V DC)	500 mA
Optocoupler, negative switching			286-704 286-706 286-708	230 V AC	5 V DC (3.5 V ... 7 V DC) 15 V DC (10 V ... 20 V DC) 24 V DC (20 V ... 30 V DC)	500 mA
Optocoupler, positive switching			286-754 286-756 286-758	230 V AC	5 V DC (3.5 V ... 7 V DC) 15 V DC (10 V ... 20 V DC) 24 V DC (20 V ... 30 V DC)	500 mA
Optocoupler, negative switching			286-720	24 V DC	15 V ... 40 V DC	2 A
Optocoupler, negative switching			286-721	24 V DC	15 V ... 40 V DC	5 A
Optocoupler, positive switching			286-752/ 002-000	5 V DC	20 V ... 30 V DC	500 mA
Optocoupler, positive switching			286-723	24 V DC	20 V ... 30 V DC	4 A
Optocoupler, negative switching			286-726 286-728 286-730	5 V DC 12 V DC 24 V DC	99 V ... 121 V DC	1,6 A
Optocoupler			286-732 286-733 286-734	5 V DC 12 V DC 24 V DC	24 V ... 280 V AC	1 A
Optocoupler, negative switching			286-725	10 V ... 30 V AC/DC	20 V ... 30 V DC	500 mA
Optocoupler			286-791	24 V DC	20 V ... 60 V DC	100 mA
Optocoupler			286-794	24 V DC	20 V ... 60 V DC	100 mA
Double optocoupler			286-792	2 x 24 V DC	2 x 20 V ... 30 V DC	2 x 250 mA
Optocoupler with 2 inverted outputs			286-790	24 V DC	20 V ... 30 V DC	500 mA
Optocoupler with bridge plug for programming the output			286-938	24 V DC	10 V ... 30 V DC	300 mA (800 mA max. 30 s)



CAGE CLAMP®

Vibration-proof – fast – maintenance-free
CAGE CLAMP® termination for all conductor types.

solid



fine-stranded



ferruled



Equipped with relay and PLC interface modules, WAGO DIN-rail mount carriers provide fast and easy peripheral signal connections.


The fully wired modules - each with up to 16 high-performance relay outputs -

provide direct, in-the-field switching of actuators and other coupling elements.

To extend product life and increase machine uptime, each carries integrated recovery and reverse voltage protection diodes.

Mounting Carriers with Miniature

Switching Relay – 287, 288 Series



287, 288 Series Features/Benefits:






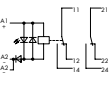

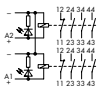


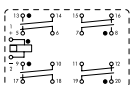
- Modules with up to 16 relay functions
- LED indicator, recovery and reverse voltage protection diodes
- Pluggable and easily replaceable relays
- Easy termination of conductors from 0.08 mm² to 2.5 mm² (28 -12 AWG)

Custom Product Design

- Don't see what you need? Just ask us. WAGO offers design/build services to your specification

Mounting Carriers with Miniature Switching Relay, 287, 288 Series

Description			Item No..	Input Nominal Voltage V_N	Max. Switching Voltage	Max. Continuous Current
Relay with 1 make contact , relay pre-soldered onto mounting carrier			288-364 288-564 288-565 288-567	24 V DC 24 V AC/DC 48 V AC/DC 115 V AC/DC	250 V DC / 250 V AC	5 A
Relay with 1 break contact , relay pre-soldered onto mounting carrier			288-368 288-568	24 V DC 24 V AC/DCV	250 V DC / 250 V AC	5 A
Relay with 1 changeover contact , relay pre-soldered onto mounting carrier, with connectors			288-554	24 V AC/DC	250 V DC / 250 V AC	5 A
Relay with 1 changeover contact , relay pre-soldered onto mounting carrier			288-304 288-504 288-508	24 V DC 24 V AC/DC 230 V AC	300 V DC / 250 V AC	6 A
Relay with 2 changeover contacts , relay pre-soldered onto mounting carrier			288-312 288-512	24 V DC 24 V AC/DC	250 V DC / 250 V AC	6 A
2 relays with 1 changeover contact each, relays presoldered onto mounting carrier			288-758 288-761 288-762	24 V AC/DC 115 V AC/DC 230 V AC	300 V DC / 250 V AC	6 A
4 relays with 1 changeover contact each, pluggable relays pre-installed into mounting carrier			287-774	24 V DC	300 V DC / 250 V AC	6 A
8 relays with 1 changeover contact each, relays pre-soldered onto mounting carrier			287-804 287-814	24 V DC 24 V AC/DC	250 V DC / 250 V AC	6 A
8 relays with 1 changeover contact each, pluggable relays pre-installed into mounting carrier			287-824 287-834	24 V DC 24 V AC/DC	300 V DC / 250 V AC	6 A
16 relays with 1 changeover contact each, pluggable relays pre-installed into mounting carrier			287-853 287-854	12 V DC 24 V DC	250 V DC / 250 V AC	6 A

Description			Item No..	Input Nominal Voltage V_N	Max. Switching Voltage	Max. Continuous Current
Relay with 1 make contact , relay pre-soldered onto mounting carrier, designed for switching high inrush current loads (e.g., filament lamp loads)			288-320	24 V DC	440 V AC	16 A
4 relays with 1 make contact , relays pre-soldered onto mounting carrier, designed for switching high inrush current loads (e.g., filament lamp loads)			287-475	24 V DC	440 V AC	16 A
4 relays with 1 make contact each, relays pre-soldered onto mounting carrier			287-474	24 V DC	250 V DC / 250 V AC	16 A
Bistable relay with 1 changeover contact , relay pre-soldered onto mounting carrier			288-380	24 V DC	300 V DC / 250 V AC	6 A
Relay with 2 changeover contacts , with force-guided contacts, relay pre-soldered onto mounting carrier			288-437	24 V DC	380 V	5 A
2 safety relays, Hengstler H-462 type, with 3 make contacts and 1 break contact , pluggable relays pre-installed into mounting carrier			288-435	24 V DC	300 V DC / 230 V AC	6 A
Safety relay, SDS SF 4 type, with 4 break contacts and 4 make contacts , 1 module, relay pre-soldered onto mounting carrier			288-412 288-413 288-414 288-415 288-416 288-418	5 V DC 12 V DC 24 V AC/DC 48 V AC/DC 60 V AC/DC 230 V AC/DC	250 V AC	6 A
Safety relay, SDS SF 4 type, with 4 break contacts and 4 make contacts , 2 modules, relay pre-soldered onto mounting carrier			288-422 288-423 288-424 288-425 288-426 288-428	5 V DC 12 V DC 24 V AC/DC 48 V AC/DC 60 V AC/DC 230 V AC	250 V AC	6 A




CAGE CLAMP®


Vibration-proof – fast – maintenance-free

CAGE CLAMP® termination for all conductor types.


solid



fine-stranded



ferruled




WAGO 789 Series switching relays serve a wide variety of applications, from basic lighting control – homes, hotels and commercial structures – to comprehensive industrial control cabinets. Just 17.5 mm wide, the compact DIN-rail mount enclosure is ideal for distribution boards and meter cabinets.

Available with up to four make contacts (with or without manual operation), 789 Series relay modules are ready to suit an increasingly diverse range of applications.

Relay Modules in DIN-Rail Mountable

Enclosure – 789 Series



789 Series Features/Benefits:

- Available with up to 2 break contacts and 2 make contacts, or 4 make contacts in a compact 17.5 mm enclosure
- Commoning on each level via push-in jumpers
- Marking via rail-mount terminal block accessories
- Clearly identified connection points
- LED indicator for switching status

Relay Modules in DIN-Rail Mountable Enclosure, 789 Series

Description		Item No.	Input Nominal Voltage V_N	Max. Switching Voltage	Max. Continuous Current
Relay with 1 changeover contact		 789-304	24 V DC	250 V AC/DC	12 A
Relay with 1 changeover contact		 789-504 789-508	24 V AC/DC 230 V AC	250 V AC/DC	12 A
Relay with 2 changeover contacts		 789-312 789-313 789-315	24 V DC 48 V DC 110 V DC	250 V AC/DC	8 A
Relay with 2 changeover contacts		 789-512 789-515 789-516	24 V AC/DC 115 V AC 230 V AC	250 V AC/DC	8 A
Relay with 2 break contacts, 2 make contacts		 789-336	24 V DC	250 V AC / 30 V DC	4 A AC / 3 A DC
Relay with 2 break contacts, 2 make contacts		 789-535 789-536	12 V AC/DC 24 V AC/DC	250 V AC / 30 V DC	4 A AC / 3 A DC
Relay with 4 make contacts		 789-352	24 V DC	250 V AC / 30 V DC	4 A AC / 3 A DC
Relay with 4 make contacts		 789-551 789-552	12 V AC/DC 24 V AC/DC	250 V AC / 30 V DC	4 A AC / 3 A DC
Latching relay with 1 make contact		 789-571	24 V DC	400 V AC	16 A
Latching relay with 1 make contact		 789-570	230 V AC	400 V AC	16 A
Relay with 1 make contact, Manual/OFF/Auto switch		 789-323	24 V DC	250 V AC	16 A



Task / MISS Conditions

Task	MISS	Condition	Value	Unit	Alarm
294.1	ACB Reactor	Power Exp. Reactor 2. Reactor	11.1		
294.2	294.1	0.0	0	A	80
294.3	294.1	0.0	0	A	80
294.4	294.1	0.0	0	A	80
294.5	294.1	0.0	0	A	80
294.6	294.1	0.0	0	A	80
294.7	294.1	0.0	0	A	80
294.8	294.1	0.0	0	A	80
294.9	294.1	0.0	0	A	80
294.10	294.1	0.0	0	A	80
294.11	294.1	0.0	0	A	80
294.12	294.1	0.0	0	A	80
294.13	294.1	0.0	0	A	80
294.14	294.1	0.0	0	A	80
294.15	294.1	0.0	0	A	80
294.16	294.1	0.0	0	A	80
294.17	294.1	0.0	0	A	80
294.18	294.1	0.0	0	A	80
294.19	294.1	0.0	0	A	80
294.20	294.1	0.0	0	A	80
294.21	294.1	0.0	0	A	80
294.22	294.1	0.0	0	A	80
294.23	294.1	0.0	0	A	80
294.24	294.1	0.0	0	A	80
294.25	294.1	0.0	0	A	80
294.26	294.1	0.0	0	A	80
294.27	294.1	0.0	0	A	80
294.28	294.1	0.0	0	A	80
294.29	294.1	0.0	0	A	80
294.30	294.1	0.0	0	A	80
294.31	294.1	0.0	0	A	80
294.32	294.1	0.0	0	A	80
294.33	294.1	0.0	0	A	80
294.34	294.1	0.0	0	A	80
294.35	294.1	0.0	0	A	80
294.36	294.1	0.0	0	A	80
294.37	294.1	0.0	0	A	80
294.38	294.1	0.0	0	A	80
294.39	294.1	0.0	0	A	80
294.40	294.1	0.0	0	A	80
294.41	294.1	0.0	0	A	80
294.42	294.1	0.0	0	A	80
294.43	294.1	0.0	0	A	80
294.44	294.1	0.0	0	A	80
294.45	294.1	0.0	0	A	80
294.46	294.1	0.0	0	A	80
294.47	294.1	0.0	0	A	80
294.48	294.1	0.0	0	A	80
294.49	294.1	0.0	0	A	80
294.50	294.1	0.0	0	A	80
294.51	294.1	0.0	0	A	80
294.52	294.1	0.0	0	A	80
294.53	294.1	0.0	0	A	80
294.54	294.1	0.0	0	A	80
294.55	294.1	0.0	0	A	80
294.56	294.1	0.0	0	A	80
294.57	294.1	0.0	0	A	80
294.58	294.1	0.0	0	A	80
294.59	294.1	0.0	0	A	80
294.60	294.1	0.0	0	A	80
294.61	294.1	0.0	0	A	80
294.62	294.1	0.0	0	A	80
294.63	294.1	0.0	0	A	80
294.64	294.1	0.0	0	A	80
294.65	294.1	0.0	0	A	80
294.66	294.1	0.0	0	A	80
294.67	294.1	0.0	0	A	80
294.68	294.1	0.0	0	A	80
294.69	294.1	0.0	0	A	80
294.70	294.1	0.0	0	A	80
294.71	294.1	0.0	0	A	80
294.72	294.1	0.0	0	A	80
294.73	294.1	0.0	0	A	80
294.74	294.1	0.0	0	A	80
294.75	294.1	0.0	0	A	80
294.76	294.1	0.0	0	A	80
294.77	294.1	0.0	0	A	80
294.78	294.1	0.0	0	A	80
294.79	294.1	0.0	0	A	80
294.80	294.1	0.0	0	A	80
294.81	294.1	0.0	0	A	80
294.82	294.1	0.0	0	A	80
294.83	294.1	0.0	0	A	80
294.84	294.1	0.0	0	A	80
294.85	294.1	0.0	0	A	80
294.86	294.1	0.0	0	A	80
294.87	294.1	0.0	0	A	80
294.88	294.1	0.0	0	A	80
294.89	294.1	0.0	0	A	80
294.90	294.1	0.0	0	A	80
294.91	294.1	0.0	0	A	80
294.92	294.1	0.0	0	A	80
294.93	294.1	0.0	0	A	80
294.94	294.1	0.0	0	A	80
294.95	294.1	0.0	0	A	80
294.96	294.1	0.0	0	A	80
294.97	294.1	0.0	0	A	80
294.98	294.1	0.0	0	A	80
294.99	294.1	0.0	0	A	80
294.100	294.1	0.0	0	A	80

Task / MISS Conditions

Task	MISS	Condition	Value	Unit	Alarm
294.1	ACB Reactor	Power Exp. Reactor 2. Reactor	11.1		
294.2	294.1	0.0	0	A	80
294.3	294.1	0.0	0	A	80
294.4	294.1	0.0	0	A	80
294.5	294.1	0.0	0	A	80
294.6	294.1	0.0	0	A	80
294.7	294.1	0.0	0	A	80
294.8	294.1	0.0	0	A	80
294.9	294.1	0.0	0	A	80
294.10	294.1	0.0	0	A	80
294.11	294.1	0.0	0	A	80
294.12	294.1	0.0	0	A	80
294.13	294.1	0.0	0	A	80
294.14	294.1	0.0	0	A	80
294.15	294.1	0.0	0	A	80
294.16	294.1	0.0	0	A	80
294.17	294.1	0.0	0	A	80
294.18	294.1	0.0	0	A	80
294.19	294.1	0.0	0	A	80
294.20	294.1	0.0	0	A	80
294.21	294.1	0.0	0	A	80
294.22	294.1	0.0	0	A	80
294.23	294.1	0.0	0	A	80
294.24	294.1	0.0	0	A	80
294.25	294.1	0.0	0	A	80
294.26	294.1	0.0	0	A	80
294.27	294.1	0.0	0	A	80
294.28	294.1	0.0	0	A	80
294.29	294.1	0.0	0	A	80
294.30	294.1	0.0	0	A	80
294.31	294.1	0.0	0	A	80
294.32	294.1	0.0	0	A	80
294.33	294.1	0.0	0	A	80
294.34	294.1	0.0	0	A	80
294.35	294.1	0.0	0	A	80
294.36	294.1	0.0	0	A	80
294.37	294.1	0.0	0	A	80
294.38	294.1	0.0	0	A	80
294.39	294.1	0.0	0	A	80
294.40	294.1	0.0	0	A	80
294.41	294.1	0.0	0	A	80
294.42	294.1	0.0	0	A	80
294.43	294.1	0.0	0	A	80
294.44	294.1	0.0	0	A	80
294.45	294.1	0.0	0	A	80
294.46	294.1	0.0	0	A	80
294.47	294.1	0.0	0	A	80
294.48	294.1	0.0	0	A	80
294.49	294.1	0.0	0	A	80
294.50	294.1	0.0	0	A	80
294.51	294.1	0.0	0	A	80
294.52	294.1	0.0	0	A	80
294.53	294.1	0.0	0	A	80
294.54	294.1	0.0	0	A	80
294.55	294.1	0.0	0	A	80
294.56	294.1	0.0	0	A	80
294.57	294.1	0.0	0	A	80
294.58	294.1	0.0	0	A	80
294.59	294.1	0.0	0	A	80
294.60	294.1	0.0	0	A	80
294.61	294.1	0.0	0	A	80
294.62	294.1	0.0	0	A	80
294.63	294.1	0.0	0	A	80
294.64	294.1	0.0	0	A	80
294.65	294.1	0.0	0	A	80
294.66	294.1	0.0	0	A	80
294.67	294.1	0.0	0	A	80
294.68	294.1	0.0	0	A	80
294.69	294.1	0.0	0	A	80
294.70	294.1	0.0	0	A	80
294.71	294.1	0.0	0	A	80
294.72	294.1	0.0	0	A	80
294.73	294.1	0.0	0	A	80
294.74	294.1	0.0	0	A	80
294.75	294.1	0.0	0	A	80
294.76	294.1	0.0	0	A	80
294.77	294.1	0.0	0	A	80
294.78	294.1	0.0	0	A	80
294.79	294.1	0.0	0	A	80
294.80	294.1	0.0	0	A	80
294.81	294.1	0.0	0	A	80
294.82	294.1	0.0	0	A	80
294.83	294.1	0.0	0	A	80
294.84	294.1	0.0	0	A	80
294.85	294.1	0.0	0	A	80
294.86	294.1	0.0	0	A	80
294.87	294.1	0.0	0	A	80
294.88	294.1	0.0	0	A	80
294.89	294.1	0.0	0	A	80
294.90	294.1	0.0	0	A	80
294.91	294.1	0.0	0	A	80
294.92	294.1	0.0	0	A	80
294.93	294.1	0.0	0	A	80
294.94	294.1	0.0	0	A	80
294.95	294.1	0.0	0	A	80
294.96	294.1	0.0	0	A	80
294.97	294.1	0.0	0	A	80
294.98	294.1	0.0	0	A	80
294.99	294.1	0.0	0	A	80
294.100	294.1	0.0	0	A	80

WAGO Service Worldwide

Germany

WAGO Kontakttechnik
Minden
Tel. ++49/571/887/0
Fax ++49/571/887/169

Austria

WAGO Kontakttechnik
Wien
Tel. ++43/1/615/07/80
Fax ++43/1/615/07/75

Belgium

WAGO Kontakttechnik
Zaventem
Tel. ++32/2/7/17/90/90
Fax ++32/2/7/17/90/99

China

WAGO ELECTRONIC Co. Ltd.
Tianjin
Tel. ++86/22/59617688
Fax ++86/22/59617668

England

WAGO, Ltd.
Rugby
Tel. ++44/1788/568008
Fax ++44/1788/568050

France

WAGO CONTACT S.A.
Paris
Tel. ++33/148172590
Fax ++33/148632520

Italy

WAGO ELETTRONICA SRL
Casalecchio di Reno (BO)
Tel. ++39/051/6132112
Fax ++39/051/6272174

Japan

WAGO Co. of JAPAN Ltd.
Tokyo
Tel. ++81/3/5627/2050
Fax ++81/3/5627/2055

Poland

WAGO ELWAG sp. z o. o.
Wroclaw
Tel. ++48/71/3604670/78
Fax ++48/71/3604699

Singapore

WAGO Electronic Pte. Ltd.
Singapore
Tel. ++65/62866776
Fax ++65/62842425

Switzerland

WAGO CONTACT SA
Domdidier
Tel. ++41/26/676/75/86
Fax ++65/26/676/75/01

Mexico

WAGO Corporation
Queretaro
Tel. 001/800/309/5975
+ 52/442/221/5946
Fax + 52/442/221/5063

Canada

WAGO Corporation
Tel. 800/DIN Rail (346-7245)
Fax 262/255-3232

WAGO Corporation
N120 W19129 Freistadt Road
Germantown, Wisconsin 53022
800 / DIN Rail (346-7245)
Fax 262 / 255-3232
info.us@wago.com
www.wago.us

