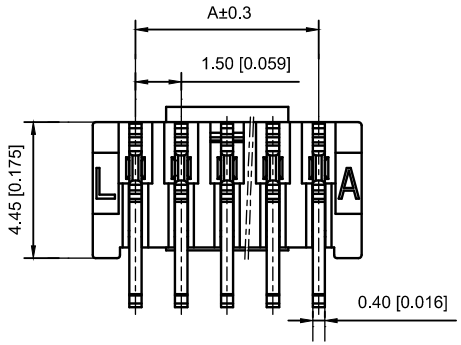

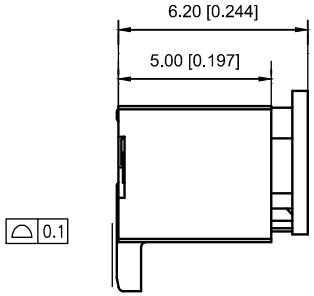

■ Specifications：

- Voltage rating: 350V AC / DC
- Current rating: 3A AC / DC
- Withstanding voltage: 500V AC/minute
- Temperature range: -55°C~+105°C
- Insulation resistance: ≥100MΩ
- Contact resistance: ≤20mΩ
- After environmental testing：≤40mΩ

X1511 W V S-02 HF-LP SW
① ② ③ ④ ⑤ ⑥ ⑦ ⑧

① Series No.
② Category：W-WAFER
③ Welding Board Angle：V-Straight 180°
④ Welding Way:S-SMT
⑤ Row No.-Pin No.: XX-02P~15P
⑥ Plug the Pin & Special N0.:HF-Halogen free
⑦ Material : 9T-PA9T;46-PA46;LP-LCP 94V-0
⑧ Planting Categotry:SW-Matte Tin Plating

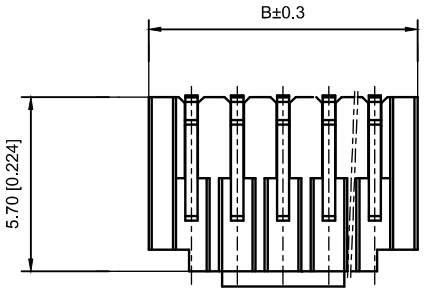

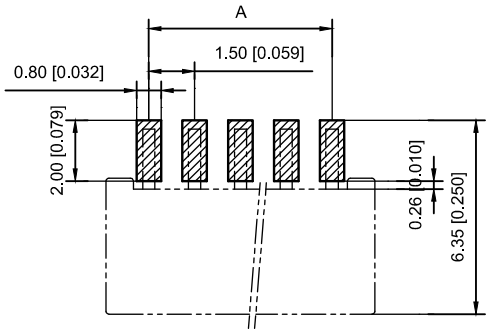

PCB LAYOUT

Poles	Dimensions(mm)		
	A	B	C
02	1.50	4.30	3.70
03	3.00	5.80	5.20
04	4.50	7.30	6.70
05	6.00	8.80	8.20
06	7.50	10.30	9.70
07	9.00	11.80	11.20
08	10.50	13.30	12.70
09	12.00	14.80	14.20
10	13.50	16.30	15.70
11	15.00	17.80	17.20
12	16.50	19.30	18.70
13	18.00	20.80	20.20
14	19.50	22.30	21.70
15	21.00	23.80	23.20

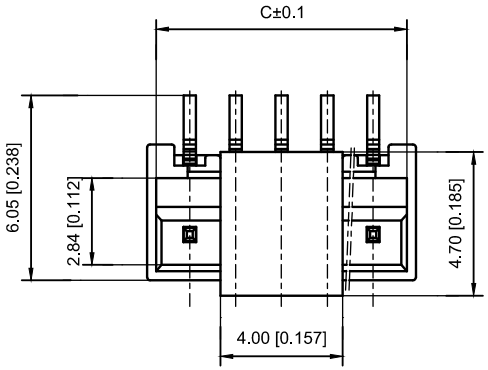

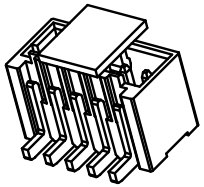

X1511WVS-02HF-LPSW	LCP UL 94V-0 Halogen Free	Brass	Matte Tin Plating	X1511T
PART N0	Material	Material(Pin&Solder Tab)	Finish(Pin)	Suitable XKB Terminal

MARK	DESCRIPTION	DATE	REVISED	APPROVED
ΔX				
ΔX				
ΔX				

REVISIONS

ANGLAR	±5°
L≤4	±0.2
4<L≤16	±0.3
16<L≤63	±0.4
L>63	±0.5

UNSPECIFIED TOLERANCES

www.xk-dg.cn www.helloxkb.com www.helloxkb.cn

DSND		DATE		SCALE: N/A
DWN		DATE		VIEW:
CHKD		DATE		UNIT: mm/in
APPD		DATE		SIZE: A4

XKB INDUSTRIAL PRECISION CO.,LIMITED

MODEL TYPE: 1.5mm Crimp Style Connectors
PART NO.: X1511WVS-02HF-LPSW
DWG NO.: X-X1511WVS-02HF-LPSW

WEIGHT	SHEET	REVISION
1.0g	1/1	A0