REVISIONS					
REV.	ECN NO.	LOCATION	DESCRIPTION	DATE	DESIGN
A0	N/A		INITIAL RELEASE	/	/
A1	N/A		图面升级整理图面	2025.06.23	阿树

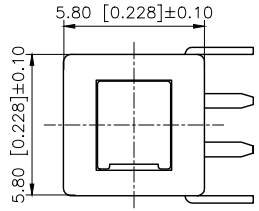

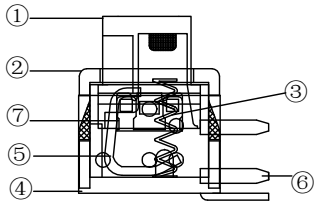

RELEASE	LOCK
	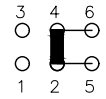

CIRCUIT DIAGRAM

■ SPEAFICATIONS

1.ELECTRICAL

Con tact rating	0.1A,30VDC
Con tact resistance	50mΩ Max
Insulation resistance	100MΩ Min .at 250VDC
Dielectric strength	250VAC Min .for 60sec

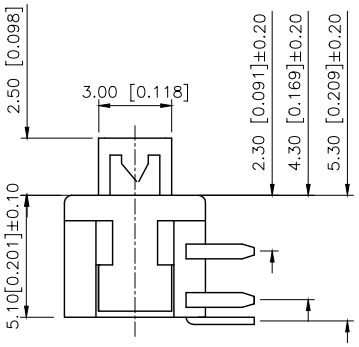

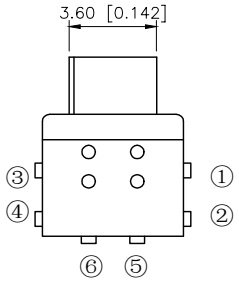

FEATURES
Light operating force
Long termlow con tact resistance
Momentary or lating operation
Short stroke 1.5mm to latch

2.MECHANICAL AND ENVIRONMENTAL

●Temperature ratong	Operating −15℃ to +55℃ storage.−25℃to +65℃
● Operation	250±50gf
● Stroke	Lock Stroke .1.5±0.2mm Full stroke,2.0±0.2mm
● Operating life	Full load:1x10^{4}cycles NO load:1x10^{5}cycles
● Con tact form	DPDT

PAPT NO	XKB5858−W−E−75
OPERATION	W:NO LOCK Z:LOCK

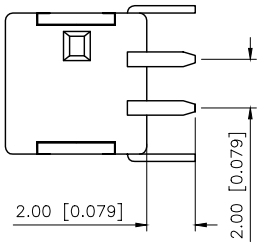

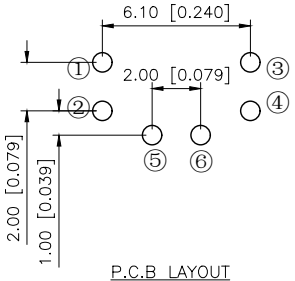

P.C.B LAYOUT

ITEM	PAPT NAMF	QTY	MATERIAL	FINISHING
7	Contact	2	Phosphor Bronze	Plating silvering
6	Terminal	6	Brass	Plating silvering
5	Spring	1	Sus	Natural
4	Base	1	PPA	
3	Crochet Needle	1	Sus	Natural
2	Cover	1	PPA	
1	Keystake	1	PPA	

AuGLAR	±5°
X.	±0.40
X.x	±0.30
X.xx	±0.20
X.xxx	±0.15
UNSPECIFIED TOLERAuCES	

XKB 星坤 Connection

DESIGN	阿树	VIEW:	MODEL TYPE: KEY SWITCH
CHECKED		UNIT: mm/in	PART NO.: XKB5858−W−E−75
APPROVED		SIZE: A4	DWG NO.: X−XKB5858−W−E−75

XKB INDUSTRIAL PRECISION CO.,LIMITED

SCALE	PAGE	REVISION
N/A	1/1	A1