REVISIONS					
REV.	ECN NO.	LOCATION	DESCRIPTION	DATE	DESIGN
A1	N/A		图片面升级整理图面	2024.07.26	阿 树

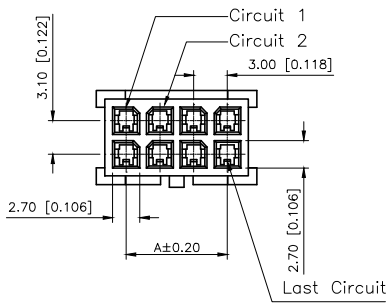

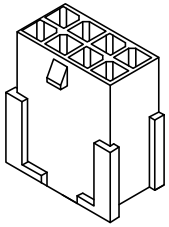

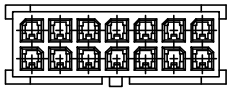
2x7PIN

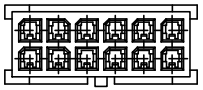
2x6PIN

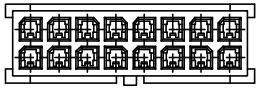
2x8PIN

2x5PIN

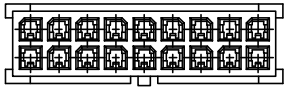
2x9PIN

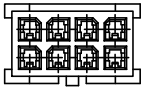
2x4PIN

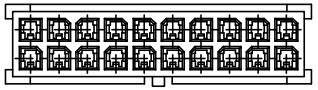
2x10PIN

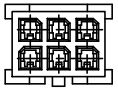
2x3PIN

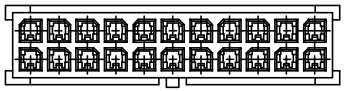
2x11PIN

2x2PIN

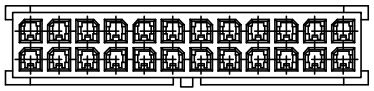
2x12PIN

2x1PIN

■SPECIFICATIONS
- Voltage rating:250V AC/DC
- Current rating:5A AC/DC
- Withstanding Voltage:1000V AC/minute
- Temperature range:−45°C+125°C
- Insulation resistance:≥1000MΩ
- Contact resistance:≤10mΩ
- After environmental testing: ≤20mΩ

PART NO.:

X3025 H F−2x05 I N2
① ② ③ ④ ⑤ ⑥ ⑦

① Series No
② Category:H−HSG
③ Welding Board Angle:F−Female Housing
④ Row No−Pin No: 2xXX−2x01P~2x12P
⑤ Plug the Pin & special No:I−Without Ears
⑥ Material:N2−PA66 UL94V−0
⑦ Color:Blank−Natural Color

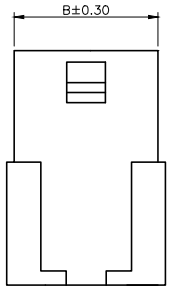

WithEars

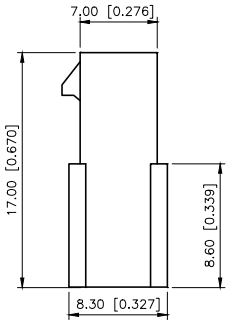

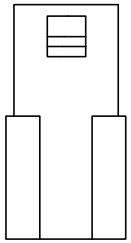
01P−02P

Poles	Dimensions(mm)		Poles	Dimensions(mm)	
	A	B		A	B
2x01	/	4.00	2x07	18.00	22.00
2x02	3.00	7.00	2x08	21.00	25.00
2x03	6.00	10.00	2x09	24.00	28.00
2x04	9.00	13.00	2x10	27.00	31.00
2x05	12.00	16.00	2x11	30.00	34.00
2x06	15.00	19.00	2x12	33.00	37.00

X3025HF−2x05I−N2	Nylon 66 94V−2	X3025TM	X3025HM	Without Ears
PART NO	Material	Suitable XKB Terminal	Mates With XKB Housing	Note

ANGLAR	±5°
X.	±0.40
X.x	±0.30
X.xx	±0.20
X.xxx	±0.15
UNSPECIFIED TOLERANCES	

XKB INDUSTRIAL PRECISION CO.,LIMITED

DESIGN	阿 树	VIEW:	MODEL TYPE: 3.00 mm Crimp Style Connectors
CHECKED		UNIT: mm/in	PART NO.: X3025HF−2x05I−N2
APPROVED		SIZE: A4	DWG NO.: X−X3025HF−2x05I−N2

SCALE	PAGE	REVISION
N/A	1/1	A1