



## Female connector; with straight solder pins; straight; with latch; with coding finger

Item No.: 232-763/045-000



Female connector; with straight solder pins; straight; with latch; with coding finger

### Marking

RoHS ✓  
Compliant

### Business data

Supplier	WAGO
Item no.	232-763/045-000
GTIN / EAN	4055143034098
Content	1
Order amount	100
Customer item number	

### Notes

Item description: Integrated test ports for 2mm Ø test plugs For "board-to-board" and "board-to-wire" connections Touch-proof PCB outputs Easy-to-identify PCB inputs and outputs Coding option available

### Technical data


#### Miscellaneous

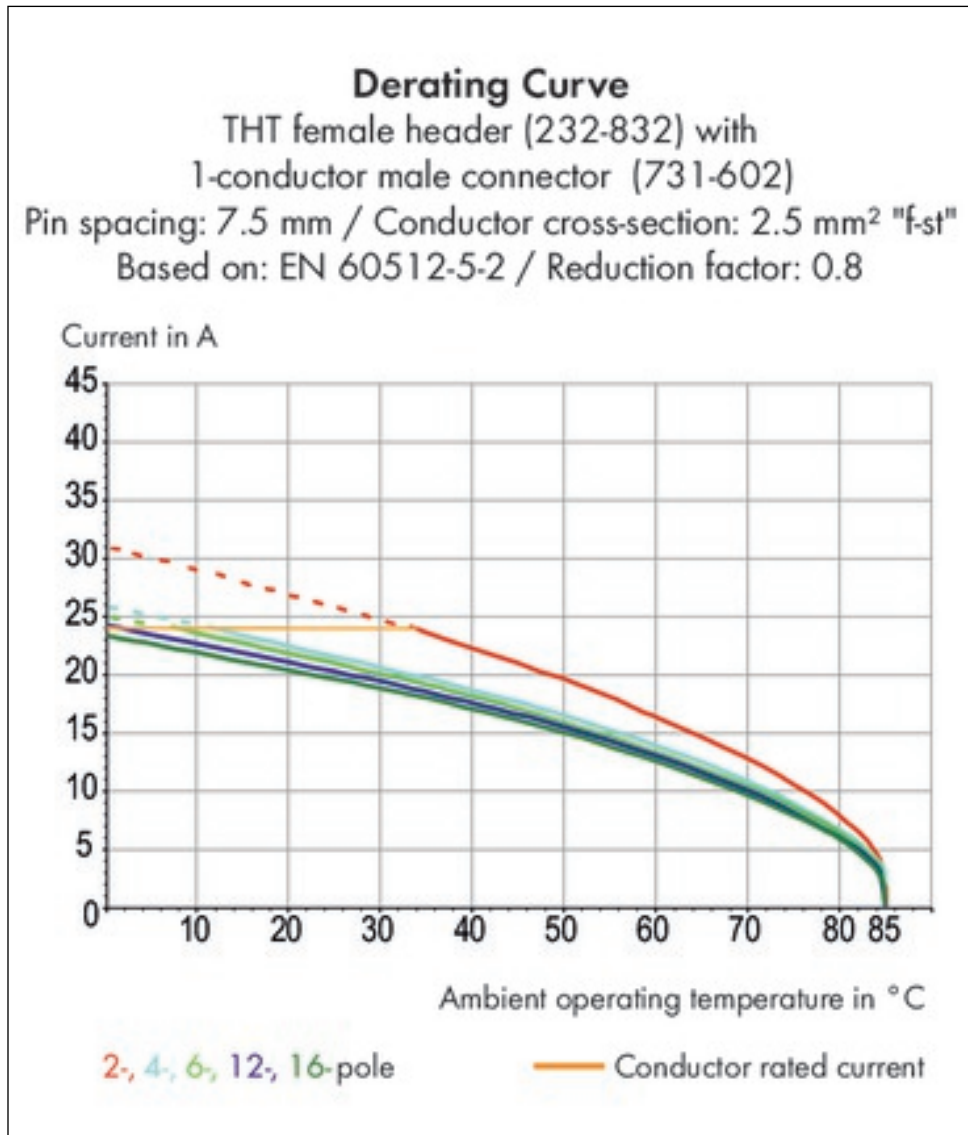
Packaging type	Box
Ratings per	IEC/EN 60664-1
Rated voltage (III / 3) [V]	500 [V]
Rated impulse voltage (III / 3) [kV]	6 [kV]


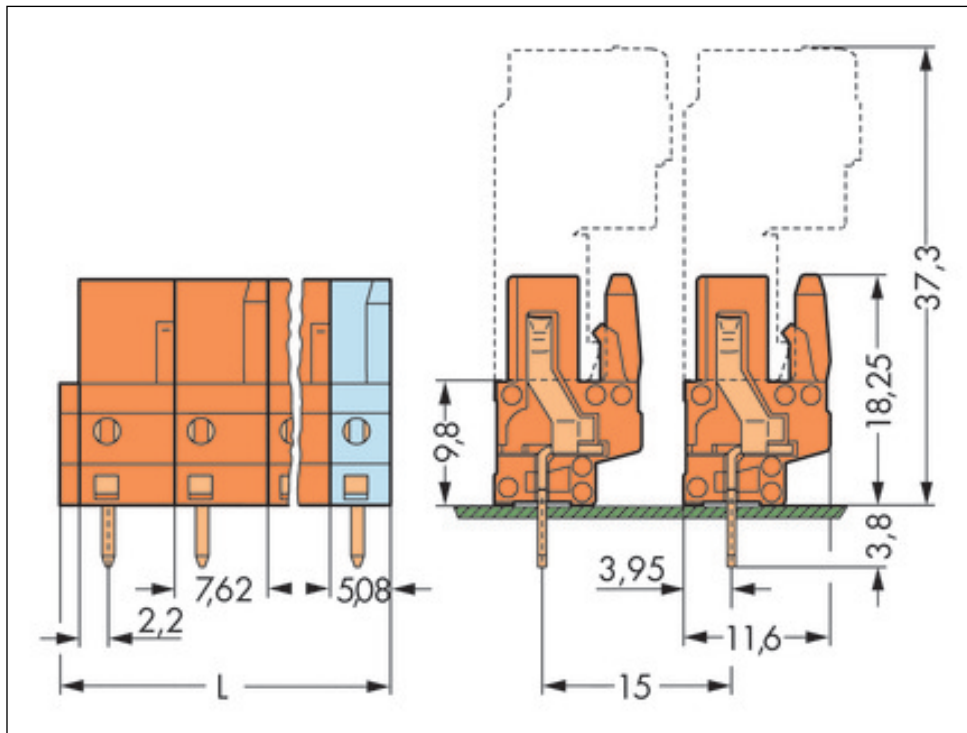
<b>Technical data</b>	
Rated voltage (III/2) [V]	630 [V]
Rated impulse voltage (III / 2) [kV]	6 [kV]
Rated voltage (II / 2) [V]	1000 [V]
Rated impulse voltage (II / 2) [kV]	6 [kV]
Rated current [A]	12 [A]
Legend (ratings)	(III / 2) Overvoltage category III / Pollution degree 2
Approvals per	UL 1059
Rated voltage UL (Use Group B) [V]	300 [V]
Rated current UL (Use Group B) [A]	15 [A]
Rated voltage UL (Use Group D) [V]	300 [V]
Rated current UL (Use Group D) [A]	10 [A]
Rated voltage CSA (Use Group B) [V]	300 [V]
Rated current CSA (Use Group B) [A]	15 [A]
Rated voltage CSA (Use Group D) [V]	300 [V]
Rated current CSA (Use Group D) [A]	10 [A]
Number of levels	1
Pin spacing	7.62 mm (0.3 in)
Width	21.82 mm / 0.859 Inch
Height	22.05 mm / 0.868 Inch
Height from the surface	18.25 mm / 0.719 Inch
Depth	11.6 mm / 0.457 Inch
No. of poles	3
Solder pin arrangement	over the entire female connector, in line
Solder pin length [mm]	3.8 [mm]
Solder pin dimensions	0.6 x 1 mm
Drilled hole diameter (tolerance) [mm]	1.3(+ 0.1) [mm]
Mating direction to the PCB [°]	90 [°]
PCB contact	THT
Contact type (pluggable connector)	Female connector/socket
Connector connection type	for PCBs
Number of solder pins per potential	1
Color	orange
Material group	I
Insulating material	Polyamide 66 (PA 66)

<b>Technical data</b>	
<i>Flammability class per UL94</i>	<i>V0</i>
<i>Contact material</i>	<i>Copper alloy</i>
<i>Contact plating</i>	<i>tin-plated</i>
<i>Fire load [MJ]</i>	<i>0.062 [MJ]</i>
<i>RoHS Conformity</i>	<i>1</i>
<i>Weight [g]</i>	<i>3.22 [g]</i>
<i>Limit temperature range</i>	<i>-60 ... 85 °C</i>

Images & drawings







**Address**

WAGO Kontakttechnik GmbH & Co. KG

Hansastr. 27

32423 Minden

Telefon: 0571/887-0

Fax: 0571/887-169

<http://www.wago.com>

© WAGO Kontakttechnik GmbH & Co. KG

Technische Änderungen und Irrtümer vorbehalten.