

LP3917

LP3917 CDMA Cellular Phone Power Management Unit



Literature Number: SNVS425A

LP3917

CDMA Cellular Phone Power Management Unit

General Description

LP3917 is a complete Power Management Unit designed for CDMA cellular phones. LP3917 PMU contains 9 low noise low dropout voltage regulators, 2 buck regulators, an USB Transceiver, two comparators and a high speed serial interface to program on/off conditions and output voltages of individual regulators, and to read status information of the PMU.

Buck regulators have an automatic switch to PFM mode at low load conditions allowing very good efficiency also at low output currents.

LDO regulators provide very low noise, 35 μV typ, ideally suited for supplying voltage to RF section.

Two comparators can be used for detecting external accessories like ear plug etc.

LP3917 can use interrupt for alerting BB processor of status changes instead of using inefficient status polling.

Key Specifications

- 3.0V to 5.5V Input Voltage Range
- 170 mV typ Dropout Voltage on LDO's @ 300 mA
- 2% (typ) Output Voltage accuracy on LDO's
- 35 μV noise on LDO's
- 800/600 mA Buck regulators with 3% (typ) Accuracy and up to 90% efficiency

Features

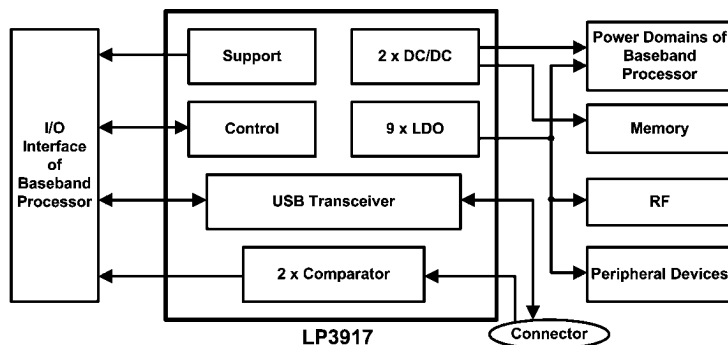
- Two high efficiency Synchronous Magnetic Buck Regulators, I_{OUT} 800 mA and 600 mA
- High efficiency PFM mode @ low I_{OUT}
- Auto Mode PFM/PWM switch
- Low inductance 2.2 μH @ 2 MHz clock
- 9 Low Noise LDO's
 - 3 x 300 mA
 - 5 x 150 mA
 - 1 x 80 mA
- SW controllable LDO outputs
- USB 2.0 compatible Transceiver (12 Mbps)
- Thermal Shutdown with Early Warning Alarm
- Very low Sleep mode current
- Battery Voltage Monitor output
- Interrupt Request for reducing SW polling
- Ultra small 3.5x3.5 mm Micro SMDxt 49 bump package

Applications

- CDMA Handsets

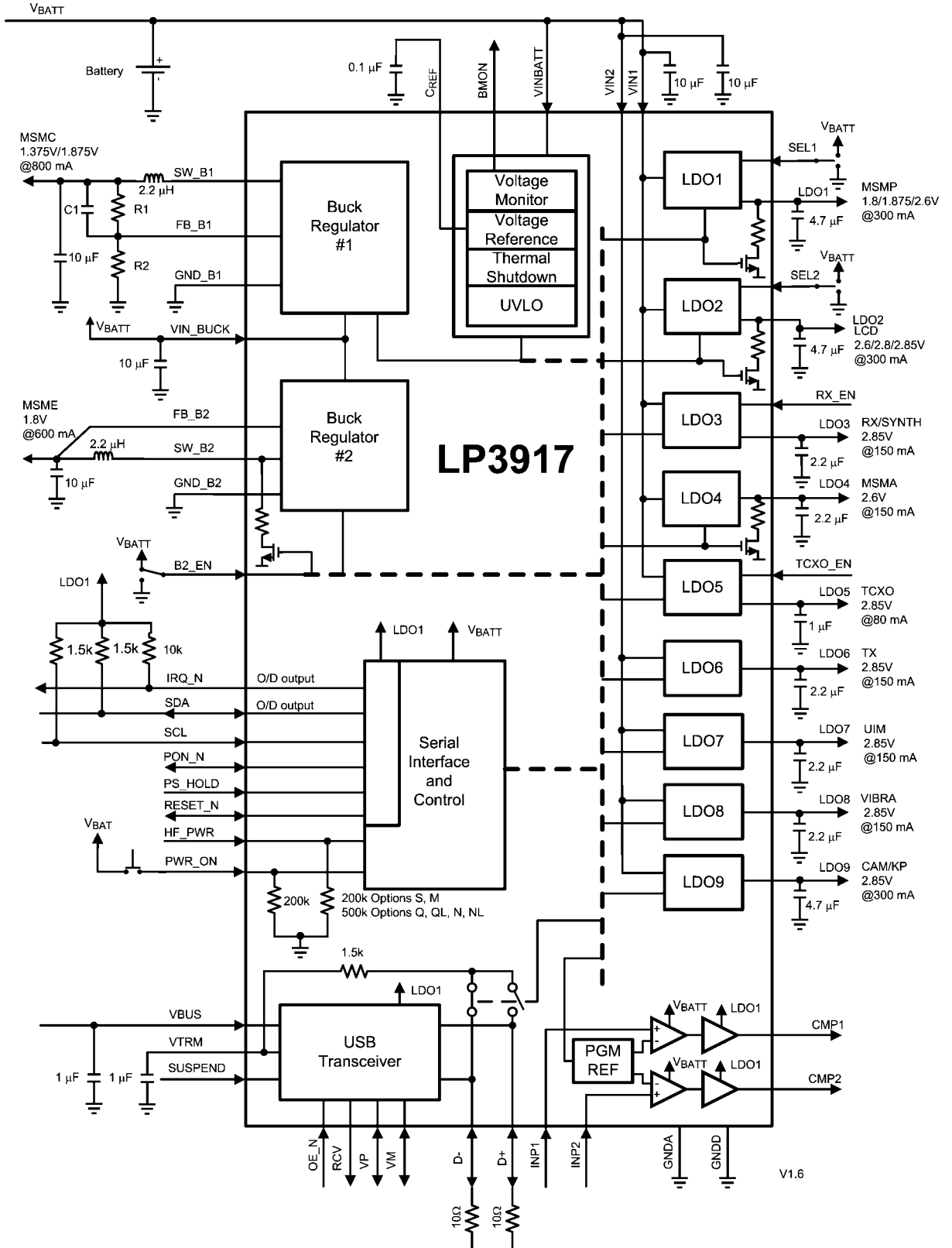
Please contact NSC Sales for a full datasheet for the device.

System Diagram



20176201

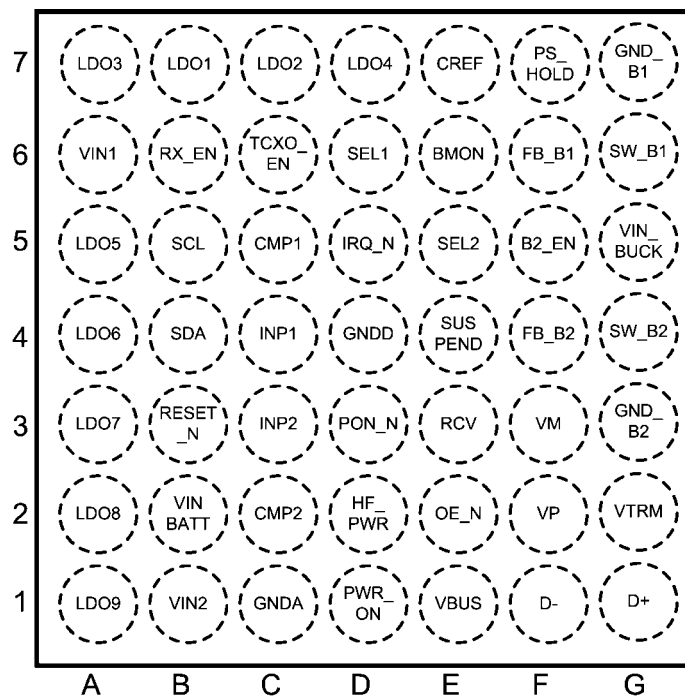
Typical Application Diagram



V1.6

20176202

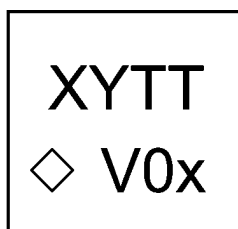
Device Pin Diagram



TOP VIEW

20176203

Package Marking Information



XY = 2 Digit Date Code
 TT = Die Traceability
 V0x = LP3917 Product ID

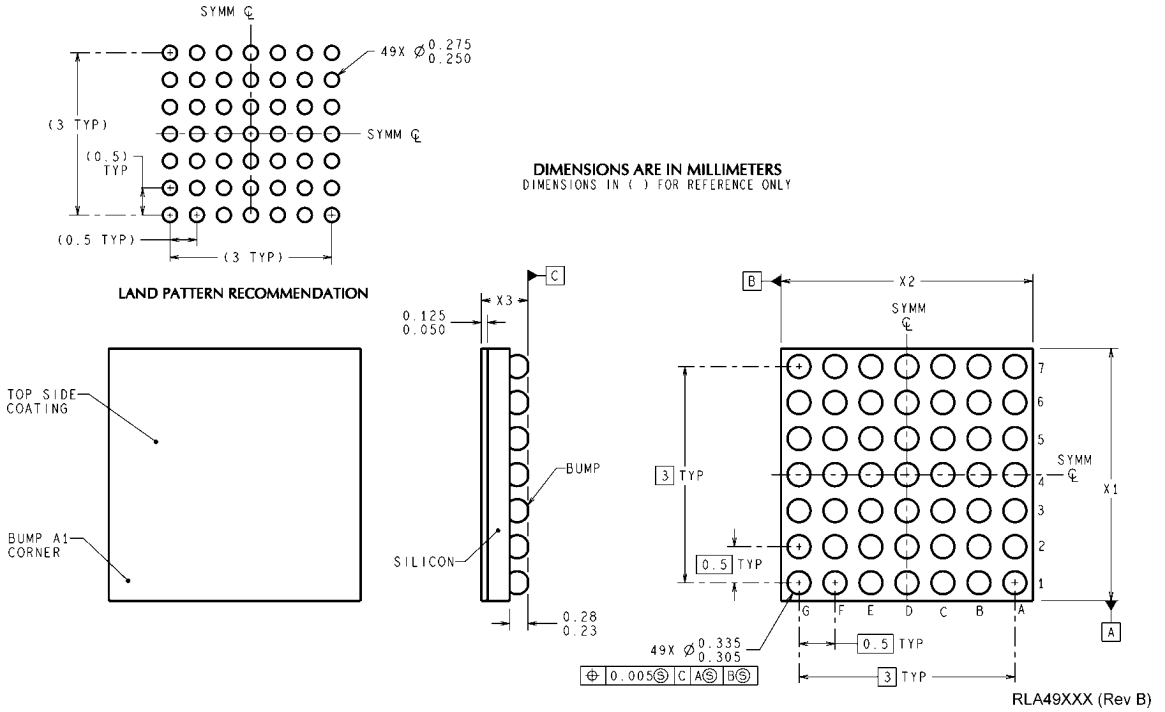
◇ = Pin 1A

20176204

Ordering Information

| Startup | HF_PWR trigger | LK Option | Part Number | Package Marking | Supplied As | NSC Drawing |
|----------------|----------------|-----------|--------------|-----------------|--------------------------|-------------|
| Sequential | Edge | No | LP3917RL-S | V01 | 250 units tape and reel | RLA49 |
| | | | LP3917RLX-S | | 1000 units tape and reel | |
| Non-Sequential | Edge | No | LP3917RL-M | V05 | 250 units tape and reel | |
| | | | LP3917RLX-M | | 1000 units tape and reel | |
| Sequential | Level | No | LP3917RL-Q | V04 | 250 units tape and reel | |
| | | | LP3917RLX-Q | | 1000 units tape and reel | |
| Sequential | Level | Yes | LP3917RL-QL | V06 | 250 units tape and reel | |
| | | | LP3917RLX-QL | | 1000 units tape and reel | |
| Non-Sequential | Level | No | LP3917RL-N | V03 | 250 units tape and reel | |
| | | | LP3917RLX-N | | 1000 units tape and reel | |
| Non-Sequential | Level | Yes | LP3917RL-NL | V07 | 250 units tape and reel | |
| | | | LP3917RLX-NL | | 1000 units tape and reel | |

Physical Dimensions inches (millimeters) unless otherwise noted



Micro SMDxt 49 Package
NS Package Number MKT-RLA49AAA
X1 = 3.465mm ± 0.030mm
X2 = 3.465mm ± 0.030mm
X3 = 0.650mm ± 0.075mm

Notes

Notes

THE CONTENTS OF THIS DOCUMENT ARE PROVIDED IN CONNECTION WITH NATIONAL SEMICONDUCTOR CORPORATION ("NATIONAL") PRODUCTS. NATIONAL MAKES NO REPRESENTATIONS OR WARRANTIES WITH RESPECT TO THE ACCURACY OR COMPLETENESS OF THE CONTENTS OF THIS PUBLICATION AND RESERVES THE RIGHT TO MAKE CHANGES TO SPECIFICATIONS AND PRODUCT DESCRIPTIONS AT ANY TIME WITHOUT NOTICE. NO LICENSE, WHETHER EXPRESS, IMPLIED, ARISING BY ESTOPPEL OR OTHERWISE, TO ANY INTELLECTUAL PROPERTY RIGHTS IS GRANTED BY THIS DOCUMENT.

TESTING AND OTHER QUALITY CONTROLS ARE USED TO THE EXTENT NATIONAL DEEMS NECESSARY TO SUPPORT NATIONAL'S PRODUCT WARRANTY. EXCEPT WHERE MANDATED BY GOVERNMENT REQUIREMENTS, TESTING OF ALL PARAMETERS OF EACH PRODUCT IS NOT NECESSARILY PERFORMED. NATIONAL ASSUMES NO LIABILITY FOR APPLICATIONS ASSISTANCE OR BUYER PRODUCT DESIGN. BUYERS ARE RESPONSIBLE FOR THEIR PRODUCTS AND APPLICATIONS USING NATIONAL COMPONENTS. PRIOR TO USING OR DISTRIBUTING ANY PRODUCTS THAT INCLUDE NATIONAL COMPONENTS, BUYERS SHOULD PROVIDE ADEQUATE DESIGN, TESTING AND OPERATING SAFEGUARDS.

EXCEPT AS PROVIDED IN NATIONAL'S TERMS AND CONDITIONS OF SALE FOR SUCH PRODUCTS, NATIONAL ASSUMES NO LIABILITY WHATSOEVER, AND NATIONAL DISCLAIMS ANY EXPRESS OR IMPLIED WARRANTY RELATING TO THE SALE AND/OR USE OF NATIONAL PRODUCTS INCLUDING LIABILITY OR WARRANTIES RELATING TO FITNESS FOR A PARTICULAR PURPOSE, MERCHANTABILITY, OR INFRINGEMENT OF ANY PATENT, COPYRIGHT OR OTHER INTELLECTUAL PROPERTY RIGHT.

LIFE SUPPORT POLICY

NATIONAL'S PRODUCTS ARE NOT AUTHORIZED FOR USE AS CRITICAL COMPONENTS IN LIFE SUPPORT DEVICES OR SYSTEMS WITHOUT THE EXPRESS PRIOR WRITTEN APPROVAL OF THE CHIEF EXECUTIVE OFFICER AND GENERAL COUNSEL OF NATIONAL SEMICONDUCTOR CORPORATION. As used herein:

Life support devices or systems are devices which (a) are intended for surgical implant into the body, or (b) support or sustain life and whose failure to perform when properly used in accordance with instructions for use provided in the labeling can be reasonably expected to result in a significant injury to the user. A critical component is any component in a life support device or system whose failure to perform can be reasonably expected to cause the failure of the life support device or system or to affect its safety or effectiveness.

National Semiconductor and the National Semiconductor logo are registered trademarks of National Semiconductor Corporation. All other brand or product names may be trademarks or registered trademarks of their respective holders.

Copyright© 2007 National Semiconductor Corporation

For the most current product information visit us at www.national.com



National Semiconductor Americas Customer Support Center
 Email: new.feedback@nsc.com
 Tel: 1-800-272-9959

National Semiconductor Europe Customer Support Center
 Fax: +49 (0) 180-530-85-86
 Email: europe.support@nsc.com
 Deutsch Tel: +49 (0) 69 9508 6208
 English Tel: +49 (0) 870 24 0 2171
 Français Tel: +33 (0) 1 41 91 8790

National Semiconductor Asia Pacific Customer Support Center
 Email: ap.support@nsc.com

National Semiconductor Japan Customer Support Center
 Fax: 81-3-5639-7507
 Email: jpn.feedback@nsc.com
 Tel: 81-3-5639-7560

IMPORTANT NOTICE

Texas Instruments Incorporated and its subsidiaries (TI) reserve the right to make corrections, modifications, enhancements, improvements, and other changes to its products and services at any time and to discontinue any product or service without notice. Customers should obtain the latest relevant information before placing orders and should verify that such information is current and complete. All products are sold subject to TI's terms and conditions of sale supplied at the time of order acknowledgment.

TI warrants performance of its hardware products to the specifications applicable at the time of sale in accordance with TI's standard warranty. Testing and other quality control techniques are used to the extent TI deems necessary to support this warranty. Except where mandated by government requirements, testing of all parameters of each product is not necessarily performed.

TI assumes no liability for applications assistance or customer product design. Customers are responsible for their products and applications using TI components. To minimize the risks associated with customer products and applications, customers should provide adequate design and operating safeguards.

TI does not warrant or represent that any license, either express or implied, is granted under any TI patent right, copyright, mask work right, or other TI intellectual property right relating to any combination, machine, or process in which TI products or services are used. Information published by TI regarding third-party products or services does not constitute a license from TI to use such products or services or a warranty or endorsement thereof. Use of such information may require a license from a third party under the patents or other intellectual property of the third party, or a license from TI under the patents or other intellectual property of TI.

Reproduction of TI information in TI data books or data sheets is permissible only if reproduction is without alteration and is accompanied by all associated warranties, conditions, limitations, and notices. Reproduction of this information with alteration is an unfair and deceptive business practice. TI is not responsible or liable for such altered documentation. Information of third parties may be subject to additional restrictions.

Resale of TI products or services with statements different from or beyond the parameters stated by TI for that product or service voids all express and any implied warranties for the associated TI product or service and is an unfair and deceptive business practice. TI is not responsible or liable for any such statements.

TI products are not authorized for use in safety-critical applications (such as life support) where a failure of the TI product would reasonably be expected to cause severe personal injury or death, unless officers of the parties have executed an agreement specifically governing such use. Buyers represent that they have all necessary expertise in the safety and regulatory ramifications of their applications, and acknowledge and agree that they are solely responsible for all legal, regulatory and safety-related requirements concerning their products and any use of TI products in such safety-critical applications, notwithstanding any applications-related information or support that may be provided by TI. Further, Buyers must fully indemnify TI and its representatives against any damages arising out of the use of TI products in such safety-critical applications.

TI products are neither designed nor intended for use in military/aerospace applications or environments unless the TI products are specifically designated by TI as military-grade or "enhanced plastic." Only products designated by TI as military-grade meet military specifications. Buyers acknowledge and agree that any such use of TI products which TI has not designated as military-grade is solely at the Buyer's risk, and that they are solely responsible for compliance with all legal and regulatory requirements in connection with such use.

TI products are neither designed nor intended for use in automotive applications or environments unless the specific TI products are designated by TI as compliant with ISO/TS 16949 requirements. Buyers acknowledge and agree that, if they use any non-designated products in automotive applications, TI will not be responsible for any failure to meet such requirements.

Following are URLs where you can obtain information on other Texas Instruments products and application solutions:

Products

| | |
|------------------------|--|
| Audio | www.ti.com/audio |
| Amplifiers | amplifier.ti.com |
| Data Converters | dataconverter.ti.com |
| DLP® Products | www.dlp.com |
| DSP | dsp.ti.com |
| Clocks and Timers | www.ti.com/clocks |
| Interface | interface.ti.com |
| Logic | logic.ti.com |
| Power Mgmt | power.ti.com |
| Microcontrollers | microcontroller.ti.com |
| RFID | www.ti-rfid.com |
| OMAP Mobile Processors | www.ti.com/omap |
| Wireless Connectivity | www.ti.com/wirelessconnectivity |

Applications

| | |
|-------------------------------|--|
| Communications and Telecom | www.ti.com/communications |
| Computers and Peripherals | www.ti.com/computers |
| Consumer Electronics | www.ti.com/consumer-apps |
| Energy and Lighting | www.ti.com/energy |
| Industrial | www.ti.com/industrial |
| Medical | www.ti.com/medical |
| Security | www.ti.com/security |
| Space, Avionics and Defense | www.ti.com/space-avionics-defense |
| Transportation and Automotive | www.ti.com/automotive |
| Video and Imaging | www.ti.com/video |

TI E2E Community Home Page

e2e.ti.com

Mailing Address: Texas Instruments, Post Office Box 655303, Dallas, Texas 75265
Copyright © 2011, Texas Instruments Incorporated