

Product data sheet

Subminiature connectors

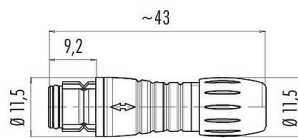


Product description	Snap-In Female cable connector, Contacts: 5, 3.5-5.0 mm, unshielded, solder, IP67, UL
Area	series 620
Part no.	99 9214 060 05

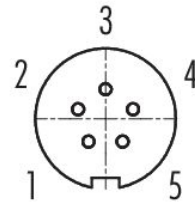
Illustration



Scale drawing



Contact arrangement (Plug-in side)



You can find the assembly instructions on the next page.

Technical data

General features

Part no.	99 9214 060 05
Connector design	Female cable connector
Version	Connector socket straight
Connector locking system	snap-in
Termination	solder
Degree of protection	IP67
Cross-sectional area	max. 0.25 mm ² / AWG 24
Cable outlet	3.5-5.0 mm
Temperature range from/to	-25 °C / 85 °C
Mechanical operation	> 500 Mating cycles
Weight (g)	4.00
Customs tariff number	85369010
Country of Origin	DE

Electrical parameters

Rated voltage	63 V
Rated impulse voltage	800 V
Rated current	2.0 A
Insulation resistance	≥ 10 ¹⁰ Ω
Pollution degree	2
Overvoltage category	II
Insulating material group	II
EMC compliance	unshielded

Product data sheet

Subminiature connectors



Product description **Snap-In Female cable connector, Contacts: 5, 3.5-5.0 mm, unshielded, solder, IP67, UL**

Area **series 620**
Part no. **99 9214 060 05**

Material

Housing material	PA
Contact body material	PA (UL94 HB) blue
Contact material	CuSn (bronze)
Contact plating	Au (gold)
REACH SVHC	CAS 7439-92-1 (Lead)
SCIP number	9f2310ee-3b16-4644-8df4-2b17d26e3461

Authorization/approvals

Approvals	UL
-----------	----

Classifications

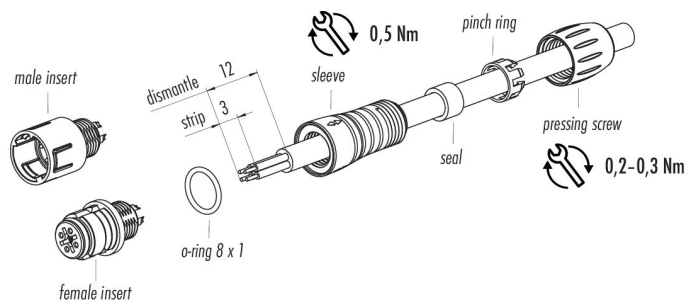
eCl@ss 11.1	27-44-01-02
ETIM 9.0	EC002635

Declarations of conformity

Low Voltage Directive	2014/35/EU (EN 60204-1:2018;EN 60529:1991)
-----------------------	--

Assembly instructions

1. Dismantle cable to 12 mm length.
2. Bead pressing screw, pinch ring, seal and sleeve to cable.
3. Fit O-ring on the contact insert.
4. Strip and solder single wires.
5. Screw on sleeve.
6. Tighten pressing screw.



Product description	Snap-In Female cable connector, Contacts: 5, 3.5-5.0 mm, unshielded, solder, IP67, UL
Area	series 620
Part no.	99 9214 060 05

Security notices

The connector must not be plugged or unplugged under load. Non-observance and improper use can result in personal injury.

The connectors have been developed for applications in plant engineering, control and electrical equipment construction. The user is responsible for checking whether the connectors can also be used in other areas of application.

To protect against unintentional opening of the connector, the thread between the housing and the connector head must be secured with a suitable cyanoacrylate adhesive when used in circuits with voltages dangerous to the touch. This does not apply to connectors used in SELV and PELV circuits according to IEC 61140 (EN 61140, VDE 0140-1).

Connectors which are used in circuits with voltages dangerous to the touch may only be installed and used by, or under the supervision of, persons with electrical engineering training, taking into account the applicable regulations and standards.

The user must take suitable safety precautions to ensure that the connector cannot be accidentally disconnected.

Plug connectors with enclosure protection IP67 and IP68 are not suitable for use under water. When used outdoors, the plug connectors must be protected separately against corrosion. For further information on the IP protection classes, please refer to the "Technical Information" download centre.

The plug connector is not suitable for mains voltages. Please observe the pollution degree and the overvoltage category. For further information, please refer to the download center "Technical Information".