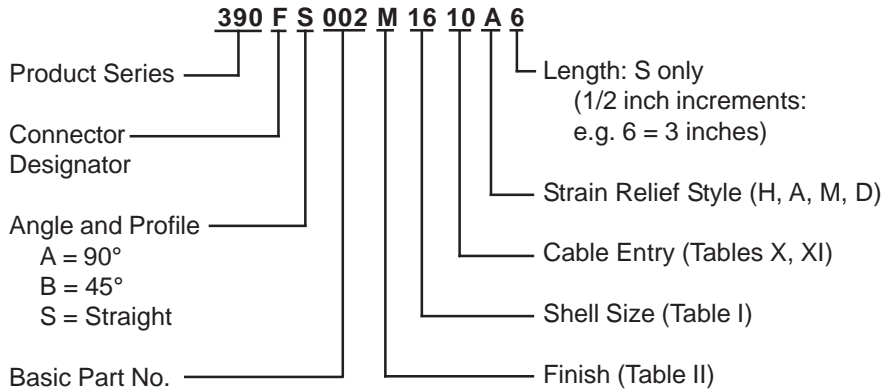
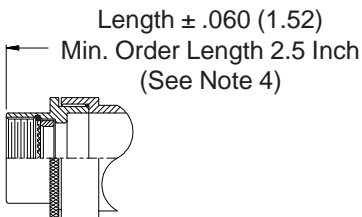


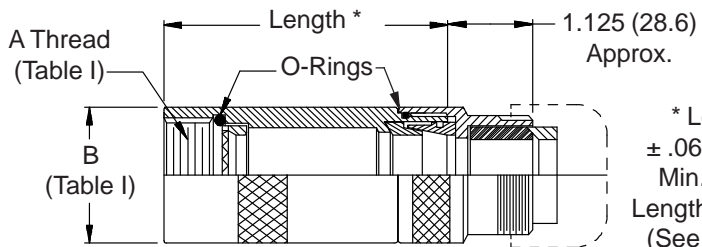
CONNECTOR DESIGNATORS
A-B*-C-D-E-F
G-H-J-K-L-S
 * Conn. Desig. B See Note 5
DIRECT COUPLING



TYPE A OVERALL SHIELD TERMINATION



STYLE 2
 (STRAIGHT
 See Note 1)



* Length $\pm .060$ (1.52)
 Min. Order Length 2.0 Inch
 (See Note 4)

