

## Marshalling panel - PTRV 8 /RD - 3270231

Please be informed that the data shown in this PDF Document is generated from our Online Catalog. Please find the complete data in the user's documentation. Our General Terms of Use for Downloads are valid (<http://phoenixcontact.com/download>)



Marshalling panel, nom. voltage: 250 V, nominal current: 8 A, cross section: 0.14 mm<sup>2</sup> - 2.5 mm<sup>2</sup>, AWG: 14 - 26, connection method: Push-in connection, number of positions: 2, number of connections: 32, width: 8.3 mm, length: 100 mm, color: gray, color of connection elements: red, mounting: NS 35/7,5, NS 35/15

### Your advantages

- ✓ Marshalling terminal with red conductor connection chambers
- ✓ High contact quality thanks to push-in technology as a replacement for Wire-Wrap®, TERMI-POINT®, etc.
- ✓ Individual color assignment of cable and terminal point to ensure error-free, safe operation
- ✓ Tool-free wiring in a confined space thanks to compact size
- ✓ The 2.3 mm test connection enables testing between the conductors with test pins commonly used in the industry



### Key Commercial Data

Packing unit	10 pc
GTIN	
GTIN	4055626243245

### Technical data

#### General

Number of positions	2
Number of levels	8
Number of connections	32
Potentials	8
Nominal cross section	1.5 mm <sup>2</sup>
Color	gray
Color of connection elements	red
Insulating material	PA
Flammability rating according to UL 94	V0
Rated surge voltage	4 kV
Overvoltage category	III

# Marshalling panel - PTRV 8 /RD - 3270231

## Technical data

### General

Insulating material group	I
Maximum power dissipation for nominal condition	0.56 W (the value is multiplied when connecting multiple levels)
Designation	Level 1+2+3+4+5+6+7+8 above 1 below 1
Maximum load current	8 A (with 1.5 mm <sup>2</sup> conductor cross section)
Nominal current I <sub>N</sub>	8 A
Nominal voltage U <sub>N</sub>	250 V
Open side panel	Yes
Relative insulation material temperature index (Elec., UL 746 B)	130 °C
Temperature index of insulation material (DIN EN 60216-1 (VDE 0304-21))	125 °C
Static insulating material application in cold	-60 °C
Behavior in fire for rail vehicles (DIN 5510-2)	Test passed
Flame test method (DIN EN 60695-11-10)	V0
Oxygen index (DIN EN ISO 4589-2)	>32 %
NF F16-101, NF F10-102 Class I	2
NF F16-101, NF F10-102 Class F	2
Surface flammability NFPA 130 (ASTM E 162)	passed
Specific optical density of smoke NFPA 130 (ASTM E 662)	passed
Smoke gas toxicity NFPA 130 (SMP 800C)	passed
Calorimetric heat release NFPA 130 (ASTM E 1354)	27,5 MJ/kg
Fire protection for rail vehicles (DIN EN 45545-2) R22	HL 1 - HL 3
Fire protection for rail vehicles (DIN EN 45545-2) R23	HL 1 - HL 3
Fire protection for rail vehicles (DIN EN 45545-2) R24	HL 1 - HL 3
Fire protection for rail vehicles (DIN EN 45545-2) R26	HL 1 - HL 3

### Dimensions

Width	8.3 mm
Length	100 mm
Height NS 35/7,5	87.5 mm
Height NS 35/15	95 mm

### Connection data

Connection	1st, 2nd, 3rd, 4th, 5th, 6th, 7th and 8th level
Connection method	Push-in connection
Stripping length	8 mm ... 10 mm
Connection in acc. with standard	IEC 60947-7-1
Conductor cross section solid min.	0.14 mm <sup>2</sup>
Conductor cross section solid max.	2.5 mm <sup>2</sup>
Conductor cross section AWG min.	26
Conductor cross section AWG max.	14
Conductor cross section flexible min.	0.14 mm <sup>2</sup>
Conductor cross section flexible max.	1.5 mm <sup>2</sup>

# Marshalling panel - PTRV 8 /RD - 3270231

## Technical data

### Connection data

Min. AWG conductor cross section, flexible	26
Max. AWG conductor cross section, flexible	14
Conductor cross section flexible, with ferrule without plastic sleeve min.	0.14 mm <sup>2</sup>
Conductor cross section flexible, with ferrule without plastic sleeve max.	1.5 mm <sup>2</sup>
Conductor cross section flexible, with ferrule with plastic sleeve min.	0.14 mm <sup>2</sup>
Conductor cross section flexible, with ferrule with plastic sleeve max.	1.5 mm <sup>2</sup>

### Standards and Regulations

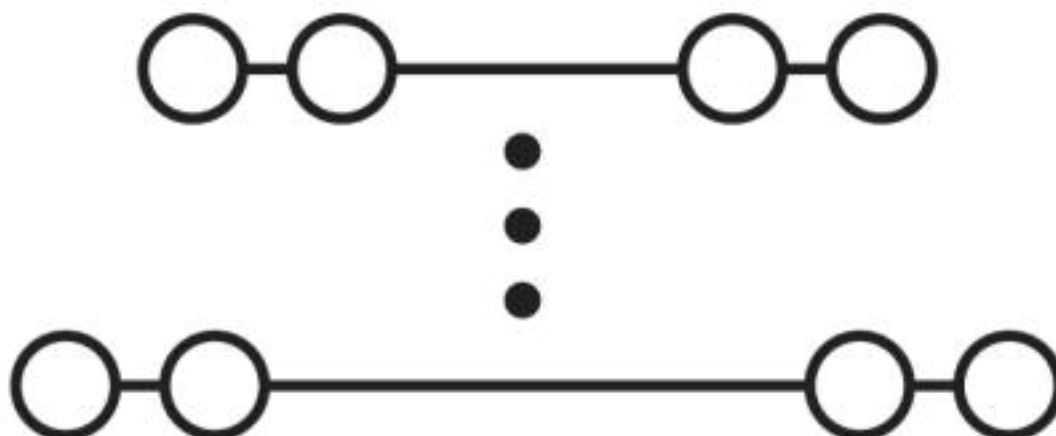
Connection in acc. with standard	IEC 60947-7-1
Flammability rating according to UL 94	V0
Fire protection for rail vehicles (DIN EN 45545-2) R22	HL 1 - HL 3
Fire protection for rail vehicles (DIN EN 45545-2) R23	HL 1 - HL 3
Fire protection for rail vehicles (DIN EN 45545-2) R24	HL 1 - HL 3
Fire protection for rail vehicles (DIN EN 45545-2) R26	HL 1 - HL 3

### Environmental Product Compliance

China RoHS	Environmentally friendly use period: unlimited = EFUP-e
	No hazardous substances above threshold values

## Drawings

Circuit diagram



## Approvals

Approvals

Approvals

DNV GL / CSA / UL Recognized / KEMA-KEUR / cUL Recognized / IECCE CB Scheme / EAC / EAC / cULus Recognized

# Marshalling panel - PTRV 8 /RD - 3270231

## Approvals

Ex Approvals

### Approval details

DNV GL		<a href="https://approvalfinder.dnvgl.com/">https://approvalfinder.dnvgl.com/</a>	TAE000016Y
--------	--	---	------------

CSA		<a href="http://www.csagroup.org/services-industries/product-listing/">http://www.csagroup.org/services-industries/product-listing/</a>	13631
	B	D	
Nominal voltage UN	300 V	300 V	
Nominal current IN	10 A	10 A	
mm <sup>2</sup> /AWG/kcmil	26-14	26-14	


UL Recognized		<a href="http://database.ul.com/cgi-bin/XYV/template/LISEXT/1FRAME/index.htm">http://database.ul.com/cgi-bin/XYV/template/LISEXT/1FRAME/index.htm</a>	FILE E 60425
	D		
Nominal voltage UN	300 V		
Nominal current IN	10 A		
mm <sup>2</sup> /AWG/kcmil	26-14		


KEMA-KEUR		<a href="http://www.dekra-certification.com">http://www.dekra-certification.com</a>	71-102890
Nominal voltage UN	250 V		
Nominal current IN	8 A		
mm <sup>2</sup> /AWG/kcmil	0.14-2.5		

cUL Recognized		<a href="http://database.ul.com/cgi-bin/XYV/template/LISEXT/1FRAME/index.htm">http://database.ul.com/cgi-bin/XYV/template/LISEXT/1FRAME/index.htm</a>	FILE E 60425
	D		
Nominal voltage UN	300 V		
Nominal current IN	10 A		
mm <sup>2</sup> /AWG/kcmil	26-14		


# Marshalling panel - PTRV 8 /RD - 3270231

## Approvals

IECEE CB Scheme		<a href="http://www.iecee.org/">http://www.iecee.org/</a>	NL-58817
Nominal voltage UN		250 V	
Nominal current IN		8 A	

EAC		B.01742
-----	---	---------

EAC		RU C- DE.AI30.B.01102
-----	---	--------------------------

cULus Recognized	
------------------	---

Phoenix Contact 2019 © - all rights reserved  
<http://www.phoenixcontact.com>

PHOENIX CONTACT GmbH & Co. KG  
Flachsmarktstr. 8  
32825 Blomberg  
Germany  
Tel. +49 5235 300  
Fax +49 5235 3 41200  
<http://www.phoenixcontact.com>