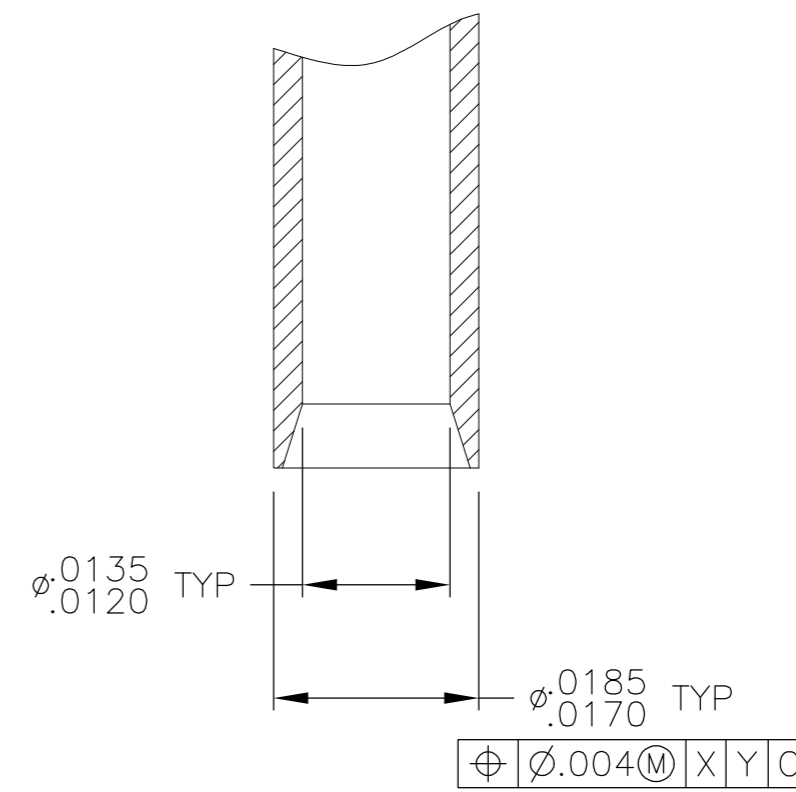
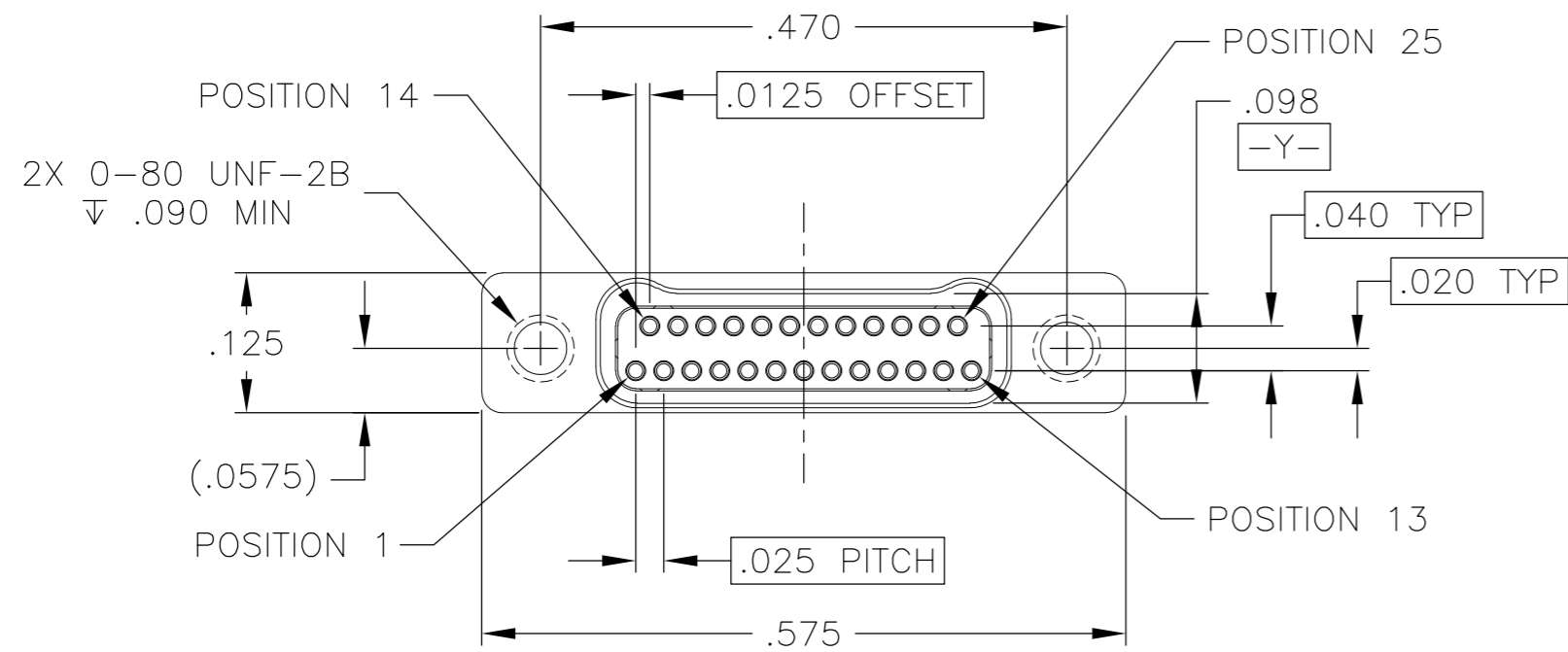
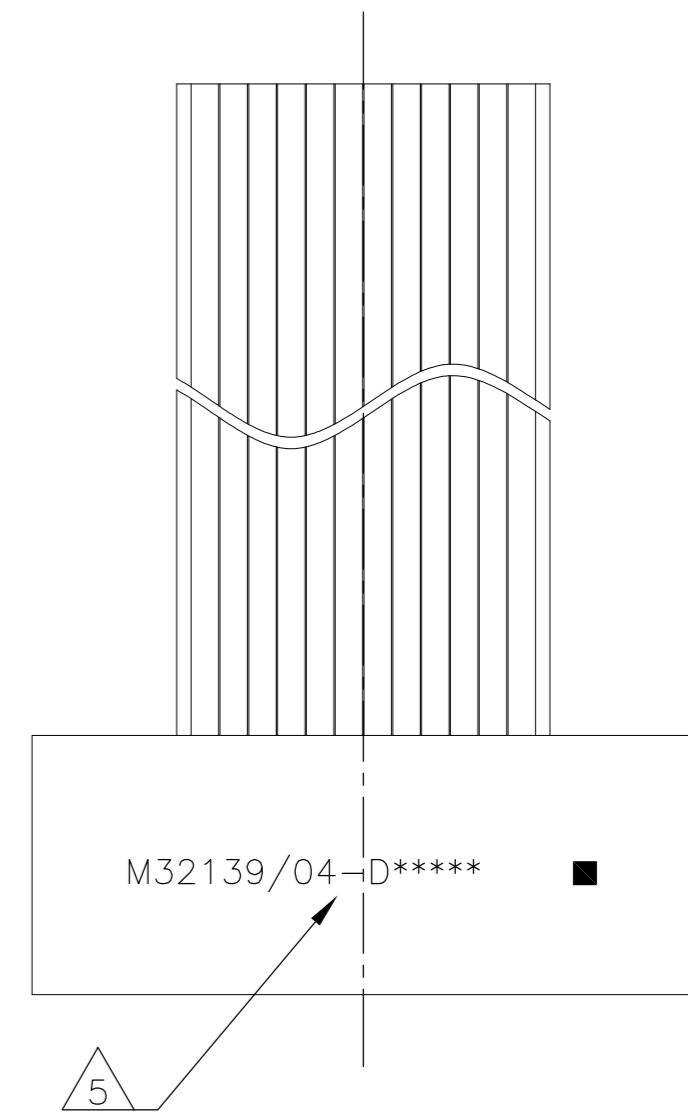
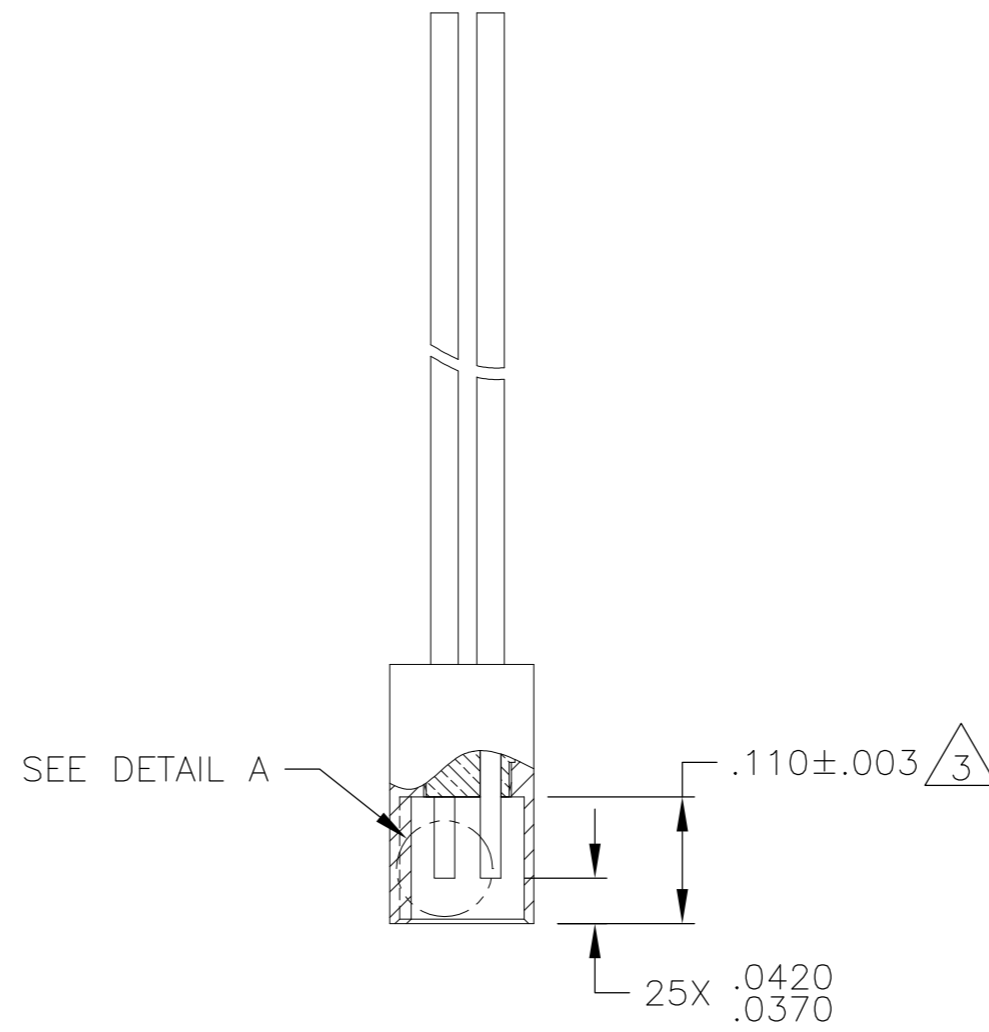
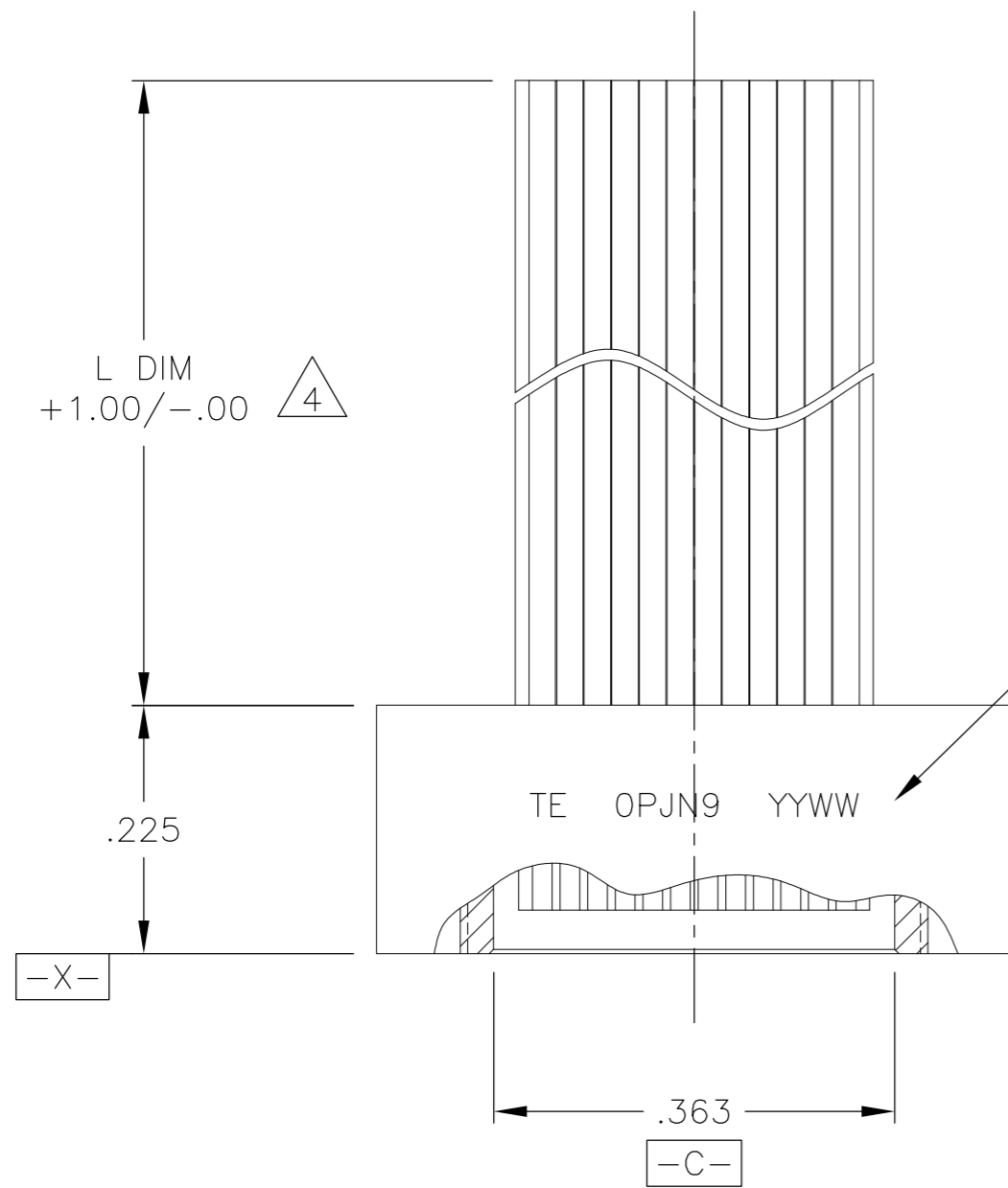


THIS DRAWING IS UNPUBLISHED. RELEASED FOR PUBLICATION  
 © COPYRIGHT - By - ALL RIGHTS RESERVED.

LOC		DIST		REVISIONS			
P	LTR	DESCRIPTION		DATE	DWN	APVD	
B		REV PER ECO 15-007382		5-18-15	CT	RL	



DETAIL A  
SCALE: 10X

- 1 ALL DIMENSIONS, MATERIALS, AND FINISHES ARE IN ACCORDANCE WITH MIL-DTL-32139 AND MIL-DTL-32139/4
- 2 SEE SHEET 2 FOR MIL-DTL-32139 PIN (PART IDENTIFYING NUMBER) AND CORRESPONDING TE PART NUMBERS

- 3 INSULATOR SHALL BE FLUSH WITH THE SHELL TO WITHIN  $\pm .004$
- 4 WIRE TYPE DEFINED BY MIL-DTL-32139/4
- 5 CONNECTOR SHALL BE MARKED IN ACCORDANCE WITH METHOD I OF MIL-STD-1285. MARKING SHALL CONTAIN THE MILITARY PIN AND POSITION 1 INDICATED BY AN IDENTIFIABLE MARK, LOCATED APPROXIMATELY AS SHOWN ON THE POSITION 1 SIDE OF THE CONNECTOR FLANGE. TEXT HEIGHT SHALL BE  $.035$  INCH MINIMUM.
- 6 CONNECTOR SHALL BE MARKED IN ACCORDANCE WITH METHOD I OF MIL-STD-1285. MARKING SHALL CONTAIN TE, CAGE CODE AND DATE CODE. EXAMPLE: TE OPJN9 YYWW (WHERE YYWW IS THE DATE CODE). TEXT HEIGHT SHALL BE  $.035$  INCH MINIMUM.

THIS DRAWING IS A CONTROLLED DOCUMENT.		DWN C SCHOLL 16 AUG 10		
DIMENSIONS: INCHES		CHK M STORRY 16 AUG 10		
TOLERANCES UNLESS OTHERWISE SPECIFIED:		APVD -	NAME RECEPTACLE ASSEMBLY, TWO ROW, FLYING LEADS, PER MIL-DTL-32139/4, SIZE 25	
0 PLC $\pm$ -		PRODUCT SPEC -	SIZE A2	
1 PLC $\pm$ -		APPLICATION SPEC -	CAGE CODE OPJN9	DRAWING NO 1925224
2 PLC $\pm$ -		WEIGHT -	RESTRICTED TO -	
3 PLC $\pm$ .005		CUSTOMER DRAWING	SCALE 6:1	SHEET 1 of 2
4 PLC $\pm$ -			REV B	
ANGLES $\pm 2^\circ$				
MATERIAL SEE NOTES	FINISH SEE NOTES			

THIS DRAWING IS UNPUBLISHED. RELEASED FOR PUBLICATION  
 © COPYRIGHT - By - ALL RIGHTS RESERVED.

LOC		DIST		REVISIONS			
P	LTR	DESCRIPTION	DATE	DWN	APVD		
-	-	SEE SHEET 1	-	-	-		

PART NUMBER CROSS REFERENCE			
TE P/N	L DIM	MIL SPEC PIN	NANONICS P/N
1925224-1	6	M32139/04-D01TNS	TMN2N025SC2DX006T
1925224-2	6	M32139/04-D01TSS	TMN2S025SC2DX006T
1925224-3	18	M32139/04-D02TNS	TMN2N025SC2DX018T
1925224-4	18	M32139/04-D02TSS	TMN2S025SC2DX018T
1925224-5	36	M32139/04-D03TNS	TMN2N025SC2DX036T
1925224-6	36	M32139/04-D03TSS	TMN2S025SC2DX036T
1925224-7	6	M32139/04-D04TNS	TMN2N025SC2DM006T
1925224-8	6	M32139/04-D04TSS	TMN2S025SC2DM006T
1925224-9	18	M32139/04-D05TNS	TMN2N025SC2DM018T
1-1925224-0	18	M32139/04-D05TSS	TMN2S025SC2DM018T
1-1925224-1	36	M32139/04-D06TNS	TMN2N025SC2DM036T
1-1925224-2	36	M32139/04-D06TSS	TMN2S025SC2DM036T
1-1925224-3	6	M32139/04-D07TNS	TMN2N025SC2DT006T
1-1925224-4	6	M32139/04-D07TSS	TMN2S025SC2DT006T
1-1925224-5	18	M32139/04-D08TNS	TMN2N025SC2DT018T
1-1925224-6	18	M32139/04-D08TSS	TMN2S025SC2DT018T
1-1925224-7	36	M32139/04-D09TNS	TMN2N025SC2DT036T
1-1925224-8	36	M32139/04-D09TSS	TMN2S025SC2DT036T
1-1925224-9	6	M32139/04-D10TNS	TMN2N025SC2TM006T
2-1925224-0	6	M32139/04-D10TSS	TMN2S025SC2TM006T
2-1925224-1	18	M32139/04-D11TNS	TMN2N025SC2TM018T
2-1925224-2	18	M32139/04-D11TSS	TMN2S025SC2TM018T
2-1925224-3	36	M32139/04-D12TNS	TMN2N025SC2TM036T
2-1925224-4	36	M32139/04-D12TSS	TMN2S025SC2TM036T

2-1925224-5	6	M32139/04-D13TNS	TMN2N025SC2CX006T
2-1925224-6	6	M32139/04-D13TSS	TMN2S025SC2CX006T
2-1925224-7	18	M32139/04-D14TNS	TMN2N025SC2CX018T
2-1925224-8	18	M32139/04-D14TSS	TMN2S025SC2CX018T
2-1925224-9	36	M32139/04-D15TNS	TMN2N025SC2CX036T
3-1925224-0	36	M32139/04-D15TSS	TMN2S025SC2CX036T
3-1925224-1	6	M32139/04-D16TNS	TMN2N025SC2CM006T
3-1925224-2	6	M32139/04-D16TSS	TMN2S025SC2CM006T
3-1925224-3	18	M32139/04-D17TNS	TMN2N025SC2CM018T
3-1925224-4	18	M32139/04-D17TSS	TMN2S025SC2CM018T
3-1925224-5	36	M32139/04-D18TNS	TMN2N025SC2CM036T
3-1925224-6	36	M32139/04-D18TSS	TMN2S025SC2CM036T

**TMN X X XXX XX X XX XXX X**

**CLASS**  
M32139

**ROW**  
2 2 ROW

**FINISH**  
N ELECTROLESS NICKEL  
S STAINLESS STEEL

**POSITION**  
025 25 POSITION

**HARDWARE/THREADS**  
T 0-80 THREADS (RECEPTACLES)

**CONDUCTOR LENGTH**  
006 SIX INCHES  
018 EIGHTEEN INCHES  
036 THIRTY SIX INCHES

**CONDUCTOR TYPE**  
DX WHITE PTFE PER NEMA HP3-ETXBBB9  
DM COLOR CODED PTFE PER MIL-STD-681, SYSTEM 1   
DT WHITE ETFE PER M22759/33-30-9  
TM COLOR CODED ETFE PER MIL-STD-681, SYSTEM 1   
CX WHITE COMPOSITE/PTFE PER DSCC 04047-30A-9  
CM COLOR CODED COMPOSITE/PTFE PER MIL-STD-681, SYSTEM 1

**CONDUCTOR SIZE/STRANDS**  
2 30AWG 7 STRAND

**CONFIGURATION**  
SC RECEPTACLE

- THE FINAL 'S' IN THE MIL-SPEC PIN SIGNIFIES THAT THE CONNECTOR IS "SPACE CLASS". OMITTING THIS CHARACTER WILL YIELD THE SAME CORRESPONDING TE AND NANONICS PART NUMBERS.
- THE COLOR CODE SHALL ONLY INCLUDE THE 10 SOLID COLORS IN REPEATING SEQUENCE.
- PRELIMINARY PARTS - NOT RELEASED FOR PRODUCTION

THIS DRAWING IS A CONTROLLED DOCUMENT.		DWN C SCHOLL 16 AUG 10	TE Connectivity	
DIMENSIONS: INCHES		CHK M STORRY 16 AUG 10		
TOLERANCES UNLESS OTHERWISE SPECIFIED:		APVD -	NAME RECEPTACLE ASSEMBLY, TWO ROW, FLYING LEADS, PER MIL-DTL-32139/4, SIZE 25	
0 PLC ± - 1 PLC ± - 2 PLC ± - 3 PLC ± - 4 PLC ± - ANGLES ± 2°		PRODUCT SPEC -	SIZE A2	
MATERIAL -		APPLICATION SPEC -	CAGE CODE 0PJN9	DRAWING NO 1925224
FINISH -		WEIGHT -	RESTRICTED TO -	SCALE 6:1
CUSTOMER DRAWING			SHEET 2 of 2	REV B

# Mouser Electronics

Authorized Distributor

Click to View Pricing, Inventory, Delivery & Lifecycle Information:

[TE Connectivity:](#)

[TMN2N025SC2DM018T](#)