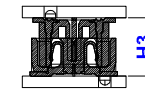
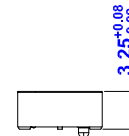
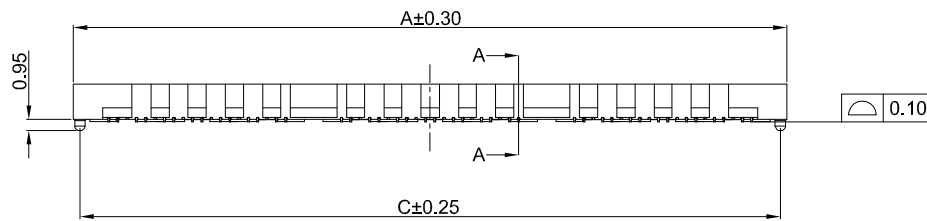


GT-B0806 F S V 32 -XX X XX 02

G-Switch
Series No
F-Female
Termipoint
 S-SMT
Angle
 V-180°

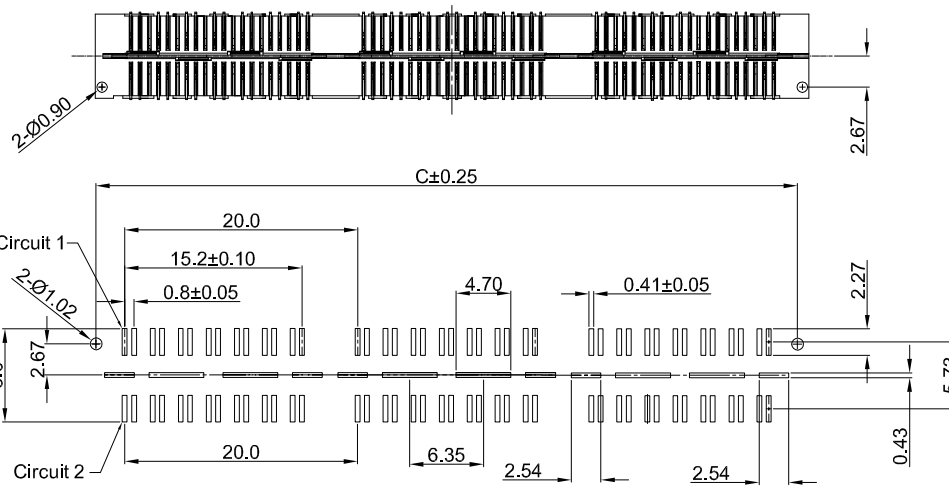
Terminal Plating
 04-Au10u"
Housing Colour
 B-Black
Pin Q' PY
 40~200
Height
 32-3.25mm



MATING HEIGHT

G-Switch Specification:

- 1.Current rated: 2.0A AC/DC
- 2.Voltage rating: 225V AC/DC
- 3.Withstanding voltage: 675V AC
- 4.Contact resistance: 15mΩ Max.
- 5.Insulation resistance: 5000MΩ min
- 6.Durability cycle: 500 Cycles
- 7.Removal force: 0.01kgf/Pin min
- 8.Operating temperature range: -55°C ~ +125°C



PCB REFERENCE DIAGRAM
 TOLERANCE:±0.05

MATING HEIGHT(H3)	PLUG (H1,mm)	SOCKET (H2,mm)
5.00	4.265	3.25
8.00	7.264	3.25
11.00	10.269	3.25
14.00	13.269	3.25
15.00	14.269	3.25
16.00	15.246	3.25
19.00	18.240	3.25
22.00	21.237	3.25
25.00	24.237	3.25
30.00	29.238	3.25

NO.	PART NAME	MATERIAL	REMARK
2	CONTACT	PHOSPHOR BRONZE	Au10u" ON CONTACT AREA
1	HOUSING	LCP,94V-0	BLACK

Ordering Information:

Circuit	Dimensions(mm)			Circuit	Dimensions(mm)		
	A	B	C		A	B	C
28	21.27	20.20	20.13	112	81.28	80.20	80.14
56	41.28	40.20	40.13	140	101.28	100.20	100.14
84	61.28	60.20	60.13	--	--	--	--



SCALE: 1:1 UNIT: mm
 SIZE: A4

Unless otherwise General Tolerance:
 X ±0.40
 X.x ±0.30
 X.xx ±0.20
 X° ±5°
 X.x° ±3°

Title: BTB 0.80mm Pitch 180° Dual Rows SMT Type Female Connector

Molde Code: GT-B0806FSV32-XXXXX02

DRAWN	CHECKED	APPROVED	DATE
Hu	Hu	Chen	2022.12.28



REV: A0 SHEET: 1/1