

PCB terminal block - PTSA 1,5/16-3,5-Z - 1985331

Please be informed that the data shown in this PDF Document is generated from our Online Catalog. Please find the complete data in the user's documentation. Our General Terms of Use for Downloads are valid (<http://phoenixcontact.com/download>)

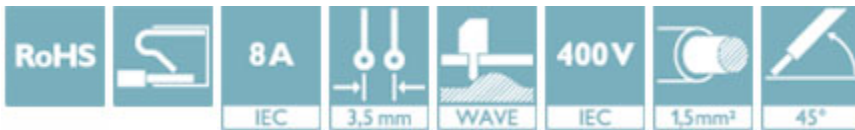


PCB terminal block, nominal current: 8 A, nom. voltage: 400 V, pitch: 3.5 mm, number of positions: 16, connection method: Push-in spring connection, mounting: Wave soldering, conductor/PCB connection direction: 45 °, color: green. Offset soldering legs, two-rowed

The figure shows a 10-position version of the product

Your advantages

- Time saving push-in connection, tools not required
- Defined contact force ensures that contact remains stable over the long term
- Angled connection enables multi-row arrangement on the PCB



Key Commercial Data

Packing unit	1 pc
Minimum order quantity	60 pc
GTIN	
GTIN	4017918922412
Weight per Piece (excluding packing)	8.210 g
Custom tariff number	85369010
Country of origin	Germany

Technical data

Dimensions

Length [l]	12 mm
Pitch	3.5 mm
Dimension a	52.5 mm
Width [w]	57.5 mm

PCB terminal block - PTSA 1,5/16-3,5-Z - 1985331

Technical data

Dimensions

Height	13.1 mm
Height [h]	16.7 mm
Solder pin [P]	3.6 mm
Pin spacing	3.5 mm
Hole diameter	1 mm

General

Range of articles	PTSA 1,5
Insulating material group	I
Rated surge voltage (III/3)	4 kV
Rated surge voltage (III/2)	4 kV
Rated surge voltage (II/2)	4 kV
Rated voltage (III/3)	250 V
Rated voltage (III/2)	400 V
Rated voltage (II/2)	630 V
Connection in acc. with standard	EN-VDE
Nominal current I_N	8 A
Nominal cross section	1.5 mm ²
Maximum load current	8 A
Insulating material	PA
Flammability rating according to UL 94	V0
Stripping length	9 mm
Number of positions	16

Connection data

Conductor cross section solid min.	0.2 mm ²
Conductor cross section solid max.	1.5 mm ²
Conductor cross section flexible min.	0.2 mm ²
Conductor cross section flexible max.	1.5 mm ²
Conductor cross section flexible, with ferrule without plastic sleeve min.	0.25 mm ²
Conductor cross section flexible, with ferrule without plastic sleeve max.	1 mm ²
Conductor cross section flexible, with ferrule with plastic sleeve min.	0.25 mm ²
Conductor cross section flexible, with ferrule with plastic sleeve max.	0.5 mm ²
Conductor cross section AWG min.	24
Conductor cross section AWG max.	16

Standards and Regulations

Connection in acc. with standard	EN-VDE
	CUL

PCB terminal block - PTSA 1,5/16-3,5-Z - 1985331

Technical data

Standards and Regulations

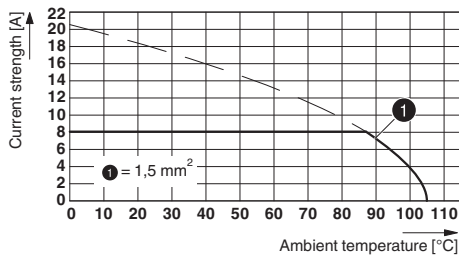
Flammability rating according to UL 94	V0
--	----

Environmental Product Compliance

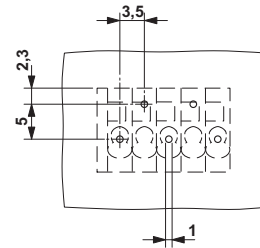
China RoHS	Environmentally friendly use period: unlimited = EFUP-e
	No hazardous substances above threshold values

Drawings

Diagram



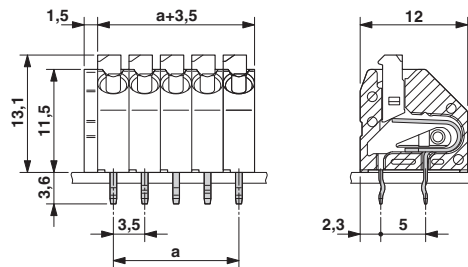
Drilling diagram



Type: PTSA 1,5/4-3,5-Z
 Tested in accordance with DIN EN 60512-5-2:2003-01
 Reduction factor = 1
 Number of positions: 4

The figure shows the drilling plan of the 5-pos. version of the article – Zig-zag pinning starts at the right-hand position. Other pinning available on request.

Dimensional drawing



The figure shows the dimensional drawing of the 5-position product version

Classifications

eCl@ss

eCl@ss 4.0	272607xx
eCl@ss 4.1	27141109
eCl@ss 5.0	27141190

PCB terminal block - PTSA 1,5/16-3,5-Z - 1985331

Classifications

eCl@ss

eCl@ss 5.1	27261100
eCl@ss 6.0	27261100
eCl@ss 7.0	27440401
eCl@ss 8.0	27440401
eCl@ss 9.0	27440401

ETIM

ETIM 3.0	EC001121
ETIM 4.0	EC002643
ETIM 5.0	EC002643
ETIM 6.0	EC002643

UNSPSC

UNSPSC 6.01	30211801
UNSPSC 7.0901	39121432
UNSPSC 11	34131203
UNSPSC 12.01	39121432
UNSPSC 13.2	39121432

Approvals


Approvals

Approvals

VDE Gutachten mit Fertigungsüberwachung / CCA / EAC / cULus Recognized

Ex Approvals

Approval details

VDE Gutachten mit Fertigungsüberwachung		http://www2.vde.com/de/Institut/Online-Service/VDE-gepruefteProdukte/Seiten/Online-Suche.aspx	40018594
Nominal voltage UN	250 V		
Nominal current IN	2 A		
mm ² /AWG/kcmil	0.5-0.75		

PCB terminal block - PTSA 1,5/16-3,5-Z - 1985331

Approvals

CCA	CCA/DE1 34182/33276
Nominal current I _N	2 A
mm ² /AWG/kcmil	0.75

EAC		B.01742
-----	--	---------

cULus Recognized		http://database.ul.com/cgi-bin/XYV/template/LISEXT/1FRAME/index.htm	E60425-20030527
	D	B	
Nominal voltage U _N	300 V	300 V	
Nominal current I _N	5 A	5 A	
mm ² /AWG/kcmil	24-16	24-16	

Accessories

Accessories

Crimping tool

Crimping pliers - CRIMPFOX 6 - 1212034



Crimping pliers, for ferrules without insulating collar according to DIN 46228 Part 1 and ferrules with insulating collar according to DIN 46228 Part 4, 0.25 mm² ... 6.0 mm², lateral entry, trapezoidal crimp

Screwdriver tools

Screwdriver - SZS 0,4X2,5 VDE - 1205037



Screwdriver, slot-headed, VDE insulated, size: 0.4 x 2.5 x 80 mm, 2-component grip, with non-slip grip

