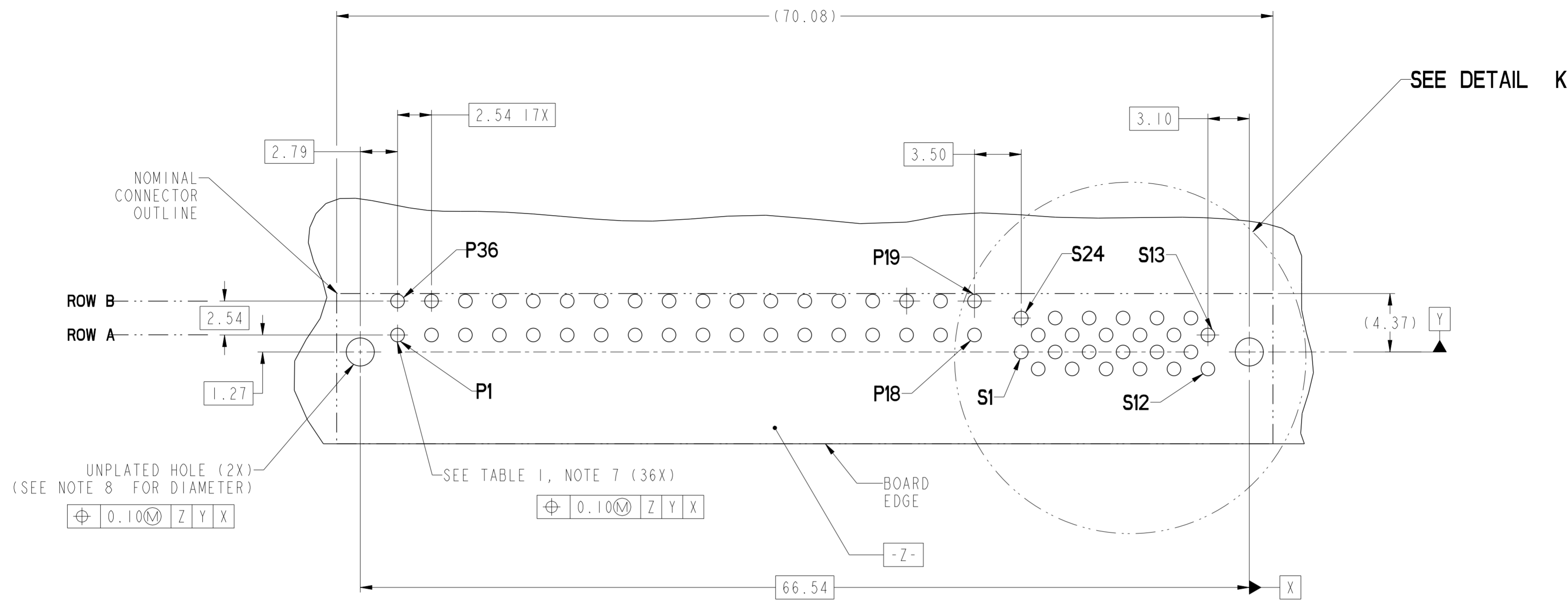


spec ref	-	dr	Wei-Long Zhang	2011/11/24	projection	MM	size	A2	scale	4:1
tolerance std	ASME Y14.5	eng	Sunny2 Liu	2015/11/10			ecn no	ELX-DG-22414-1		
TOLERANCES UNLESS OTHERWISE SPECIFIED		chr	Terris Liu	2015/11/10			rel level	Released		
surface	ASME Y14.5	appr	Pai-Ming Zheng	2015/11/10	product family	HPCE		rel level	Released	
linear	0.X ±0.50			title	HPCE R/A RECT			dwg no	10119583	
	0.XX ±0.25	www.fci.com		cat. no.	-			Product - Customer Drw	sheet 1 of 4	
	0.XXX ±0.10							rev	B	
angular	0° ±°									



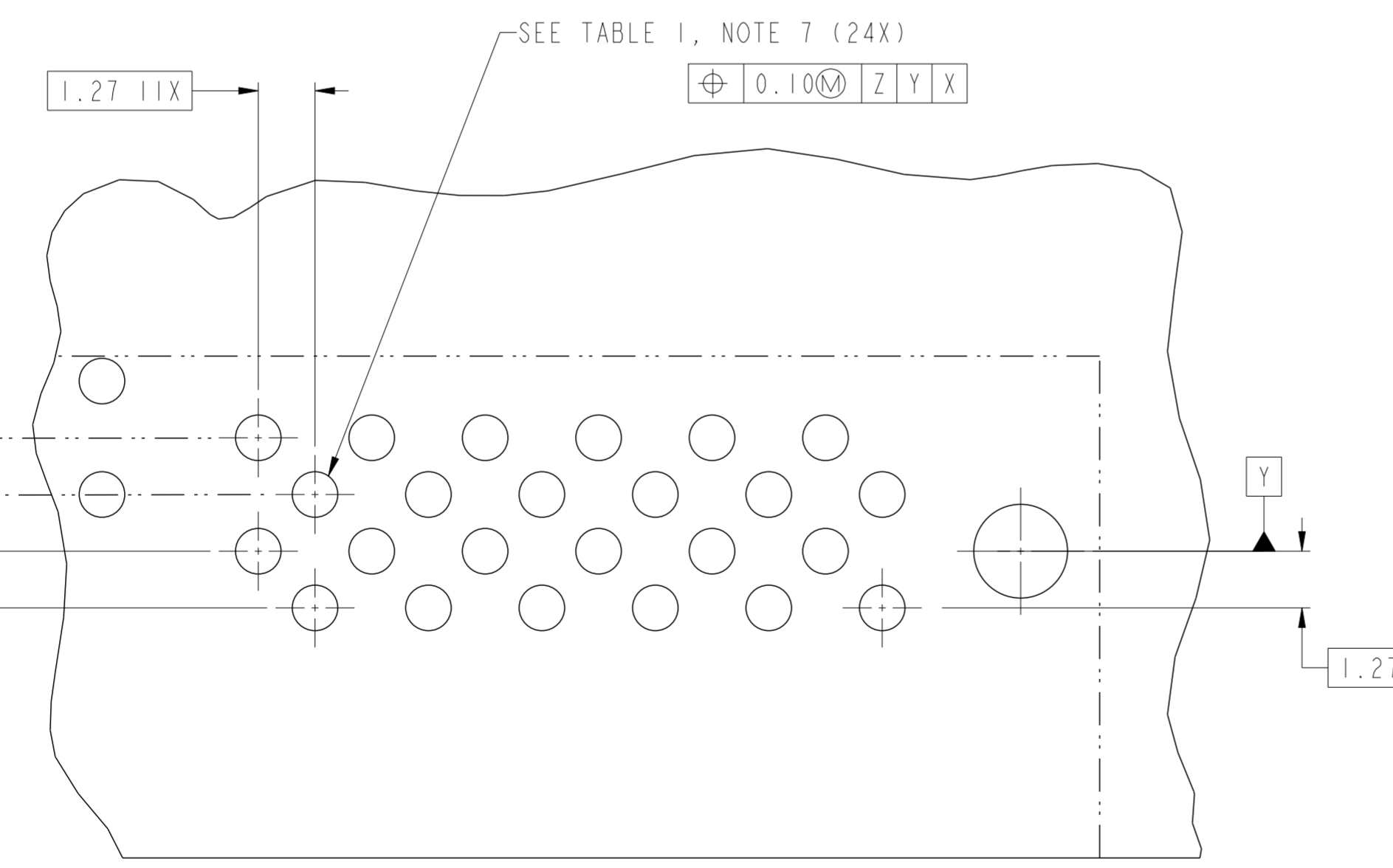
SEE DETAIL K

UNPLATED HOLE (2X)
(SEE NOTE 8 FOR DIAMETER)

SEE TABLE 1, NOTE 7 (36X)

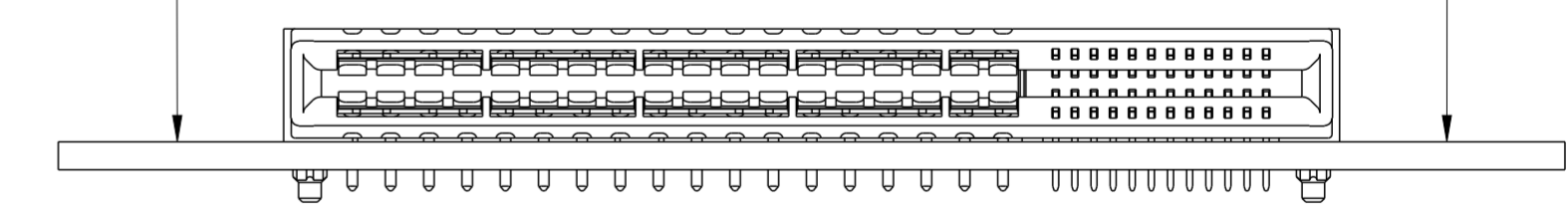
$\text{⌀} 0.10\text{M} \begin{matrix} Z \\ Y \\ X \end{matrix}$

$\text{⌀} 0.10\text{M} \begin{matrix} Z \\ Y \\ X \end{matrix}$



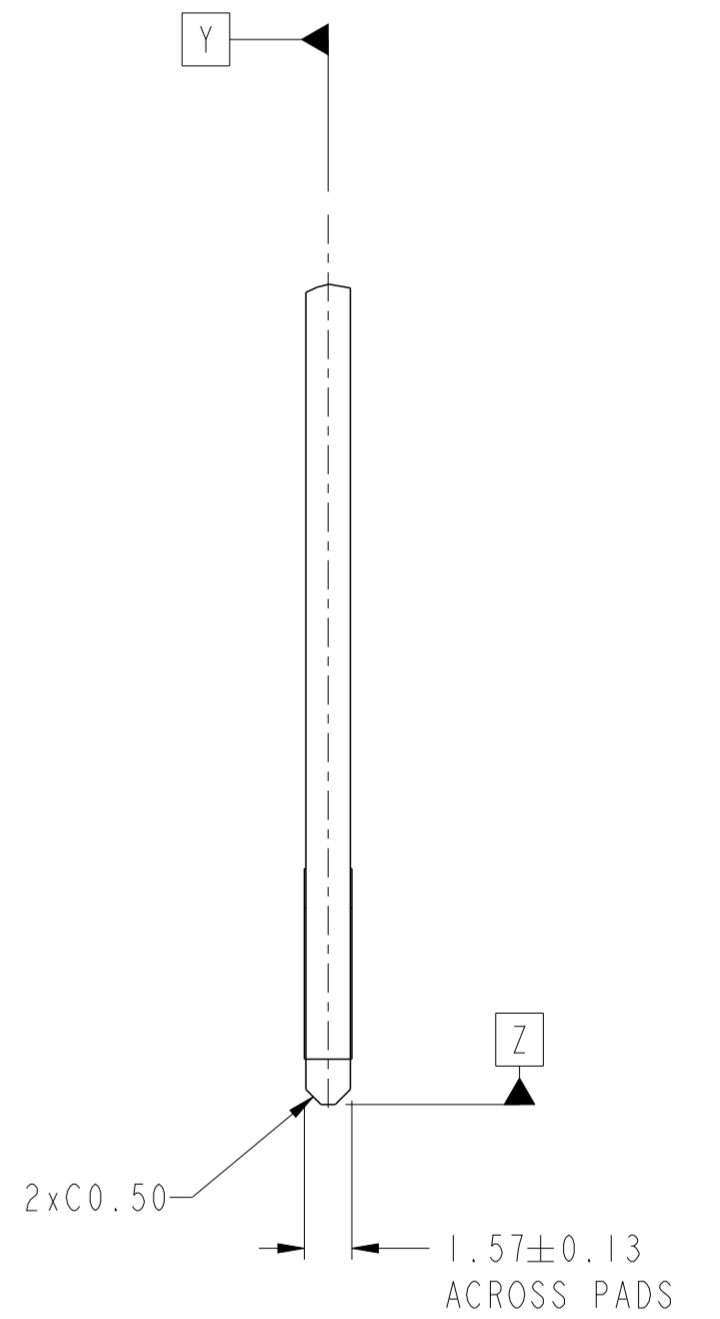
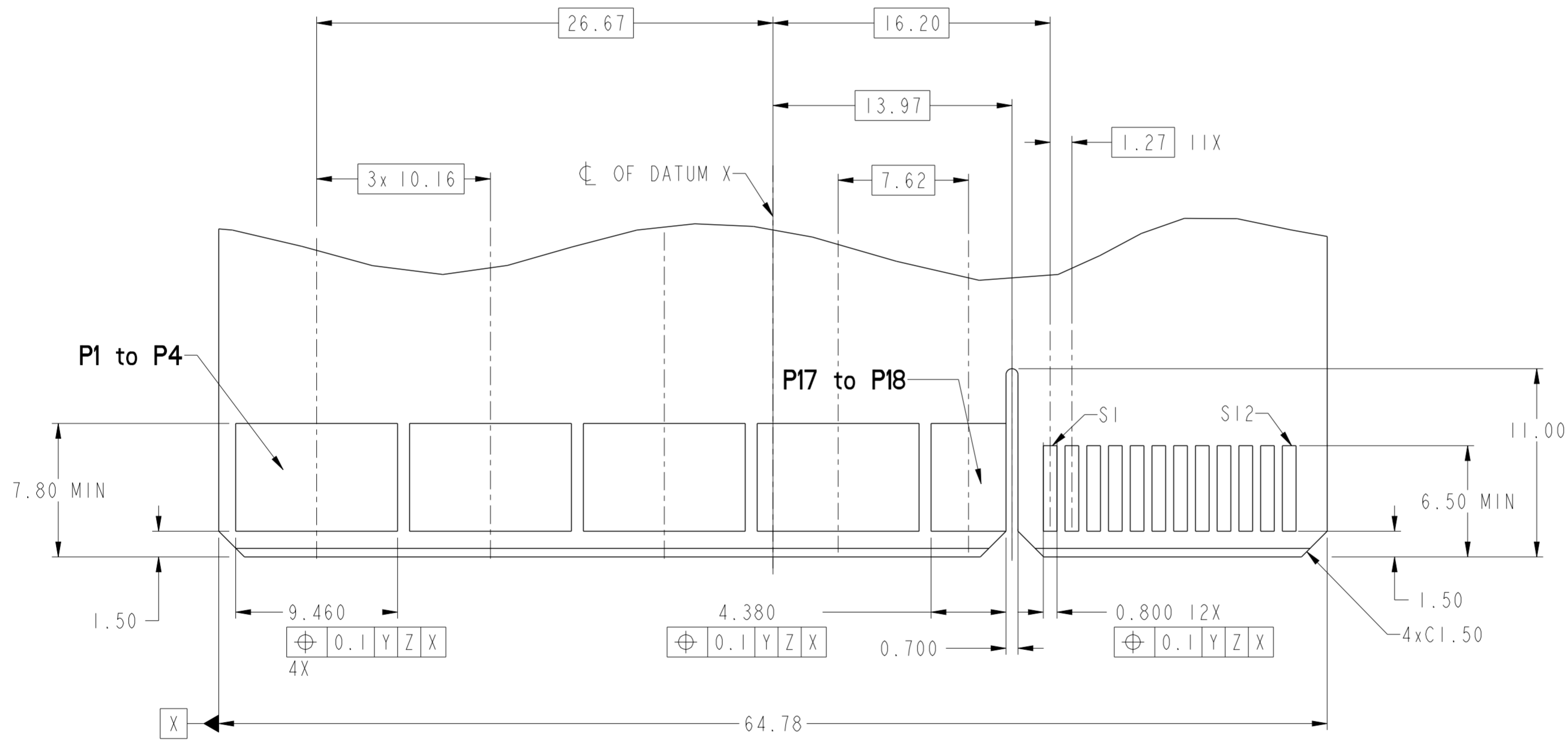
DETAIL K
SCALE 8:1

RECOMMENDED PCB LAYOUT
VIEWED FROM CONNECTOR SIDE



dr	Wei-Long Zhang	2011/11/24	projection	MM	size	A2	scale	4:1
eng	Sunny2 Liu	2015/11/10		←	ecn no	ELX-DG-22414-1	rel level	Released
chr	Terris Liu	2015/11/10						
appr	Pei-Ming Zheng	2015/11/10	product family	HPCE	rel level	Released		
		title			HPCE R/A RECT		rev	
www.fci.com		cat. no.			8HP2LP24S		B	
				Product - Customer Drw		sheet 2 of 4		

CONTACT TYPE	TOP LAYER DESCRIPTION	TABLE 1 (HPCE / SOLDER TAILS) PLATED THROUGH-HOLE REQUIREMENTS				
		DRILLED HOLE DIAMETER	COPPER THICKNESS	TIN-LEAD THICKNESS	TIN THICKNESS	FINISHED HOLE DIAMETER
POWER & SIGNAL	TIN-LEAD	1.10-1.16 (1.15 DRILL)	0.025 - 0.050	0.005 - 0.015	--	0.94 - 1.10
	IMMERSION TIN	1.10-1.16 (1.15 DRILL)	0.025 - 0.050	--	0.9 - 1.5um	0.94 - 1.10
	COPPER	1.10-1.16 (1.15 DRILL)	0.025 - 0.050	--	--	0.94 - 1.10

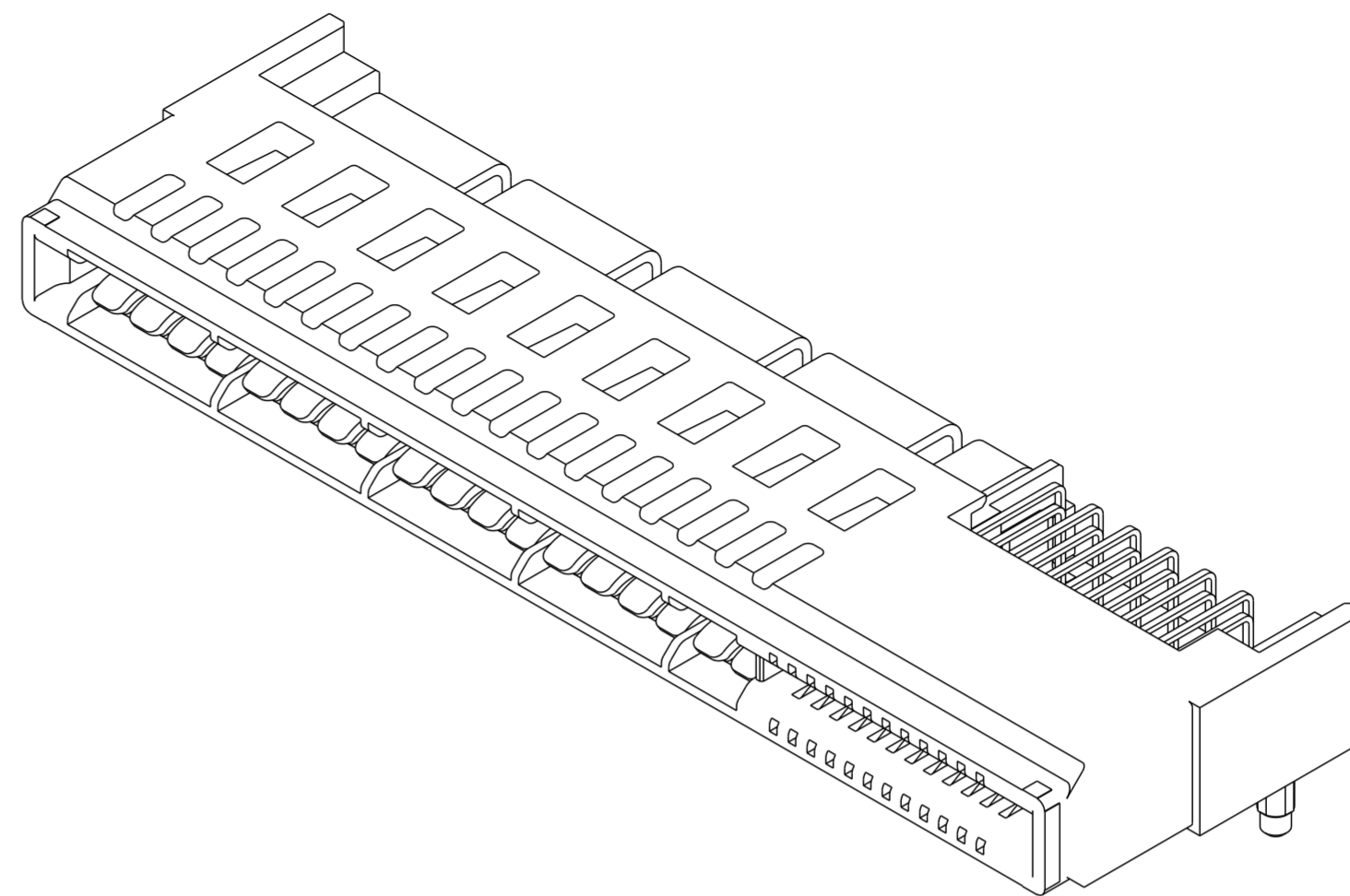


RECOMMENDED MATING BOARD FOOTPRINT

dr	Wei-Long Zhang	2011/11/24	projection	MM	size	A2	scale	4:1
eng	Sunny2 Liu	2015/11/10			ecn no	ELX-DG-22414-1	rel level	Released
chr	Terris Liu	2015/11/10						
appr	Pei-Ming Zheng	2015/11/10	product family	HPCE	rel level	Released		
		title HPCE R/A RECT 8HP2LP24S			dwg no 10119583		rev B	
www.fci.com		cat. no.		Product - Customer Drw			sheet 3 of 4	

HPCE PART NUMBER (TABLE 2)

PART NUMBER	TAIL TYPE	HOLD-DOWN OPTION	ORIENTATION KEY	DIM "A" TYPICAL TAIL LENGTH
10119583--001LF	SOLDER TAIL	NO	YES	3.25±0.25
10119583--002LF			NO	
10119583--003LF		YES	YES	
10119583--004LF			NO	
10119583--005LF		NO	YES	4.05±0.25
10119583--006LF			NO	
10119583--007LF		YES	YES	
10119583--008LF			NO	
10119583--009LF		NO	YES	4.85±0.25
10119583--010LF			NO	
10119583--011LF		YES	YES	
10119583--012LF			NO	
10119583--013LF		NO	YES	2.60±0.25
10119583--014LF			NO	
10119583--015LF		YES	YES	
10119583--016LF			NO	



NOTES:

1. CONNECTOR MATERIALS:

HOUSING: HIGH TEMPERATURE THERMAL PLASTIC, BLACK
 UL 94V-0 COMPLIANT
 CONTACTS: HIGH PERFORMANCE COPPER ALLOY.

- 2. CONTACT FINISH REF. GS-12-604 SECTION 5.2.
- 3. PRODUCT SPECIFICATION: GS-12-604.
- 4. APPLICATION SPECIFICATION: GS-20-128.

- 5. PRODUCT MARKING ON HOUSING IN AREA SHOWN MEETS FCI SPECIFICATION GS-24-007.
- 6. PACKAGING MEETS FCI SPECIFICATION GS-14-937.
- 7. ALL HOLE SIZES ARE FINISHED HOLE SIZES.
- 8. MOUNTING HOLES ARE UNPLATED
 \varnothing 2.25 +/- 0.05 FOR SOLDER TAILS
- 9. A \triangle B WILL BE NEXT TO ANY DIMENSION, VIEW, OR NOTE WHICH HAS MODIFIED WITH THE CURRENT DRAWING REVISION.

dr	Wei-Long Zhang	2011/11/24	projection	MM	size	A2	scale	4:1
eng	Sunny2 Liu	2015/11/10			ecn no	ELX-DG-22414-1	rel level	Released
chr	Terris Liu	2015/11/10						
appr	Pei-Ming Zheng	2015/11/10	product family	HPCE	rel level	Released		
		title	HPCE R/A RECT		dwg no	10119583		rev
www.fci.com		cat. no.			Product - Customer Drw		sheet 4 of 4	