Copyright FCI.

FCIconnect.com

PRODUCT NUMBER	PITCH
YK701xx2x0J0G	11.00mm

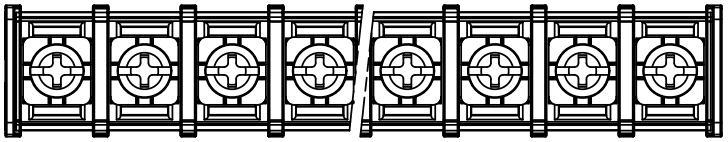

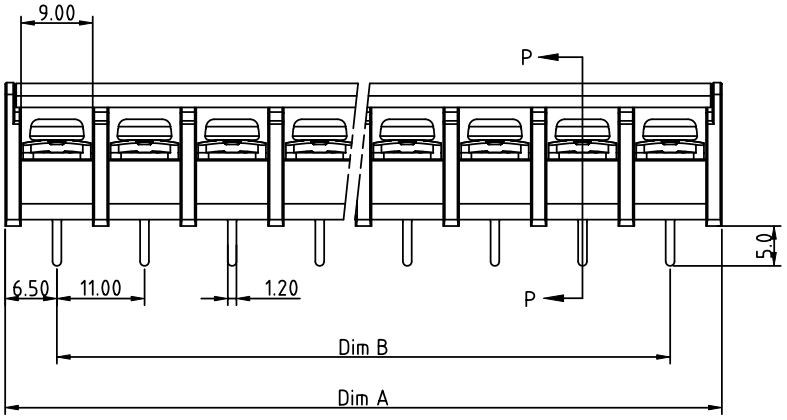

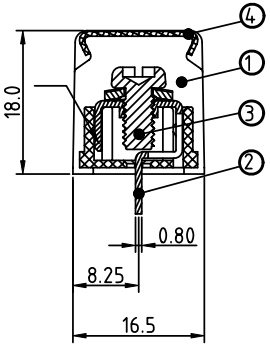

Section P-P

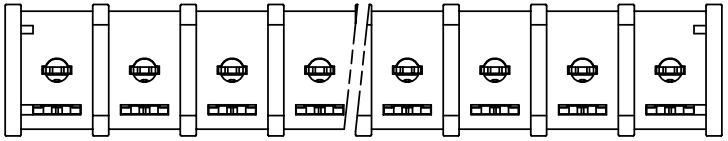

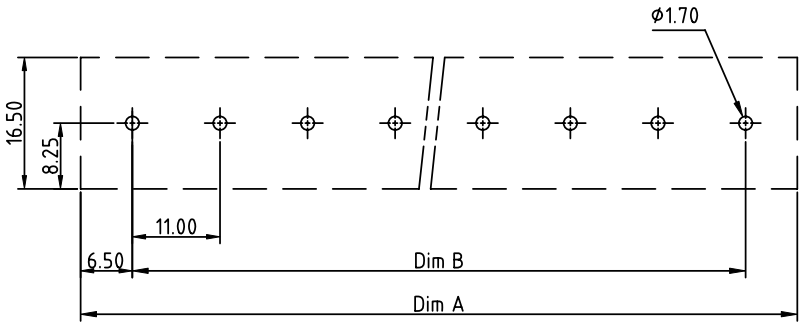

RECOMMENDED P.C.B LAYOUT
TOP VIEW

MATERIALS & ELECTRICAL	
RATED VOLTAGE & CURRENT:	300 V, 30 A
WITHSTAND VOLTAGE:	AC 2000 V/Min
INSULATION RESISTANCE:	1000 MΩ OR MORE AT DC 500 V
OPERATING TEMPERATURE RANG:	-40 °C ~ +115 °C
SCREW TORQUE VALUE:	13Lb-In
WIRE RANGE:	22 - 10AWG
1)HOUSING:	THERMOPLASTICS, UL94-V0 BLACK
2) TERMINAL:	BRASS, 0.8t
3) TERMINAL SCREWS:	STEEL, M4.0
4)COVER:	PC
APPROVAL:	c UL us

DIMENSION

Dim A	N×11.00+2.0
Dim B	(N-1)×11.0

N=Number of poles

Poles	Tolerance
2p-4p	±0.20
5p-11p	±0.30
17p-18p	±0.40

PART NO.: YK 701xx 2 x 0 J0G

No. of poles
02 2 poles
03 3 poles
... ...
18 18 poles

Plated

Code	Terminal	Screw
0	G/F	G/F
1	G/F	Zinc
2	Tin	G/F
3	Tin	Zinc

RoHS compliant
(lead<4%)
In copper Alloy

mat'l. code				surface ASME Y14.5	tolerance ASME Y14.5	projection	product family: TERMINAL BLOCK
ltr	ecn no	dr	date	tolerances unless otherwise specified			title: TERMINAL BLOCK BARRIER TYPE,WITH COVER
				angles	linear X.±0.5 / X.X±0.3 / X.XX±0.1	MM	
				X°±1°		scale	
				dr	EVAN LU	061114	dwg no: YK701xx2x0J0G — sheet 1 of 1 — size A4
				engr	EVAN LU	061114	
				chr	HANKE FENG	061114	
				appd	SHI JUN	061114	type: CUSTOMER Drawing
sheet index	revision	A					
	sheet	1					

form: A4mmXLc

PDS: Rev :A STATUS:Released Printed: Jul 16, 2014