




Delivered without miniature WSB markers

The RTD (resistive temperature device) input module allows the direct connection of Pt or Ni resistance sensors.

Only 2-conductor sensors can be connected.

The module automatically linearizes the entire temperature range. A sensor error is indicated by a red LED.

Description	Item No.	Pack. Unit
4AI Pt 100/RTD	750-460	10 ¹⁾
4AI Pt 1000/RTD	750-460/000-003	1
4AI Ni 1000 TK6180/ RTD	750-460/000-005	1
1) Also available individually		
Accessories	Item No.	Pack. Unit
Miniature WSB Quick marking system		
 plain	248-501	5
with marking	see Section 11	
Approvals		
Conformity marking	CE	
Korea Certification		
UL 508		

Technical Data	
Number of inputs	4
Power supply	via system voltage DC/DC
Max. current consumption (internal)	65 mA
Sensor types	Pt 100 (basic variation), optional variations available for Pt 1000 and Ni 1000
Sensor connection	2-wire connection
Temperature range	-200 °C ... + 850 °C (Pt) -60 °C ... +250 °C (Ni)
Resolution (over entire range)	0.1 °C
Conversion time	250 ms
Measuring error (25 °C)	< ± 0.2 % of the full scale value
Temperature coefficient	< ± 0.01 % / K of full scale value
Isolation	500 V system/supply
Measuring current (typ.)	0.5 mA
Bit width	4 x 16 bits data 4 x 8 bits control/status (optional)
Wire connection	CAGE CLAMP®
Cross sections	0.08 mm ² ... 2.5 mm ² / AWG 28 ... 14
Strip lengths	8 ... 9 mm / 0.33 in
Width	12 mm
Weight	51.5 g
EMC immunity of interference	acc. to EN 61000-6-2
EMC emission of interference	acc. to EN 61000-6-4