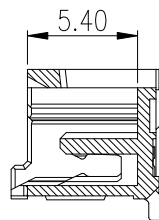
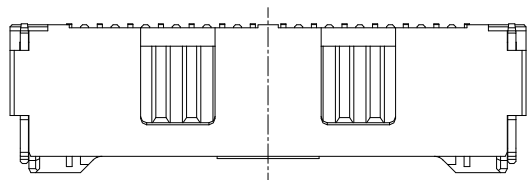


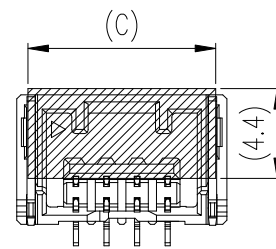
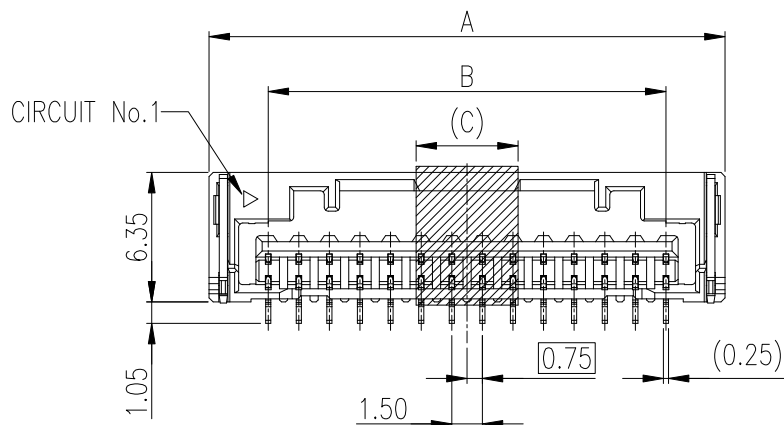
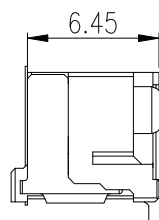


PRODUCT NUMBER

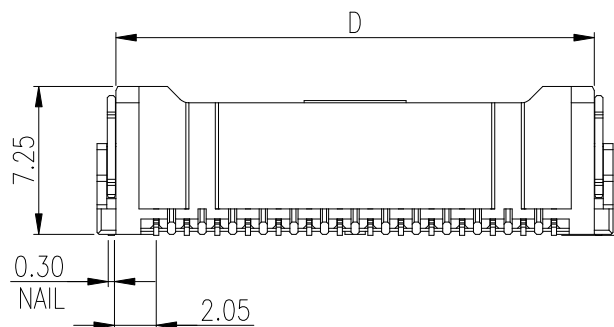
10135177-XXXXXLF



SECTION A-A



MYLAR FIGURE OF 2P~6P CIRCUIT

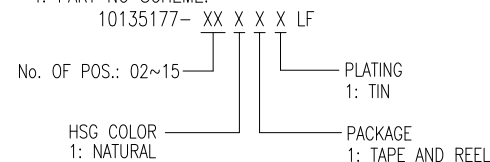


0.10

CONTACT & NAIL

NOTE:

- 1. MATERIAL SPECIFICATION:
 - 1.1 INSULATION: HIGH TEMP. THERMOPLASTIC, UL 94V-0.
 - 1.2 CONTACT: COPPER ALLOY
 - 1.3 NAIL: COPPER ALLOY
- 2. FINISH SPECIFICATION:
 - 2.1 CONTACT: Ni UNDERPLATE. SEE P/N FOR PLATING ON CONTACT AREA AND TAILS.
 - 2.1 NAIL: TIN PLATE OVER Ni UNDERPLATE.
- 3. RoHS & HF COMPLIANCE
- 4. PART NO SCHEME:
 - 10135177- XX X X X LF



- 5. THE CONNECTOR MATES WITH FCI WIRE CONNECTOR, HSG 10135175 AND CRIMPED TERMINAL 10135176
- 6. THE HOUSING WILL WITHSTAND EXPOSURE TO 260°C PEAK TEMPERATURE 10 SEC. IN A CONVECTION REFLOW OVEN.
- 7. PRODUCT SPECIFICATION: GS-12-1321
- 8. PACKAGE SPECIFICATION: GS-14-2471
- 9. DIMENSIONAL TABLE:

Pos.	A	B	C	D
02	7.30	—	6.10	5.5
03	8.80	3.00	7.60	7.0
04	10.30	4.50	9.10	8.5
05	11.80	6.00	10.60	10.0
06	13.30	7.50	12.10	11.5
07	14.80	9.00	5.00	13.0
08	16.30	10.50	5.00	14.5
09	17.80	12.00	5.00	16.0
10	19.30	13.50	5.00	17.5
11	20.80	15.00	5.00	19.0
12	22.30	16.50	5.00	20.5
13	23.80	18.00	5.00	22.0
14	25.30	19.50	5.00	23.5
15	26.80	21.00	5.00	25.0

mat'l. code		surface		tolerance	projection	product family		
ltr		ecn no	dr	date	tolerances unless otherwise specified		MINITEK 1.5mm WTB	
A		TAI	2015-06-16	angles	X.X±0.3	mm	title	
				±2'	X.XX±0.20			
				linear	X.XXX±0.100	scale	MINITEK 1.5mm, RECEPTACLE	
				dr	KENNY TAI	2015-05-08	CONNECTOR, VERTICAL MOUNT, SMT	
				enr	KENNY TAI	2015-05-08	dwg no	
				chr	KENNY TAI	2015-06-10		sheet 1 of 2
				appd	PM ZHENG	2015-06-16		
sheet index	revision sheet	A	A				10135177	A4
		1	2				type	CUSTOMER Drawing

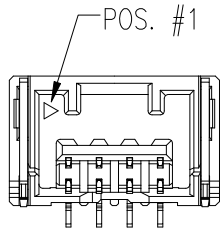
A

A

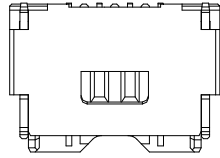
B

B

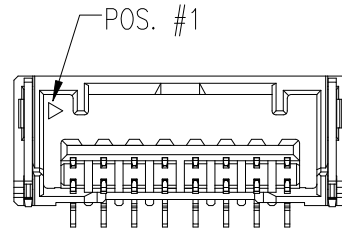
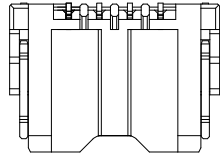
PRODUCT NUMBER
10135177-XXXXXLF



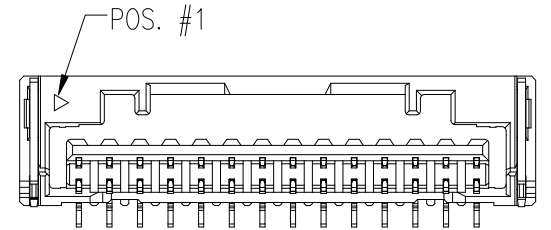
CASE OF 2~5 POSITIONS



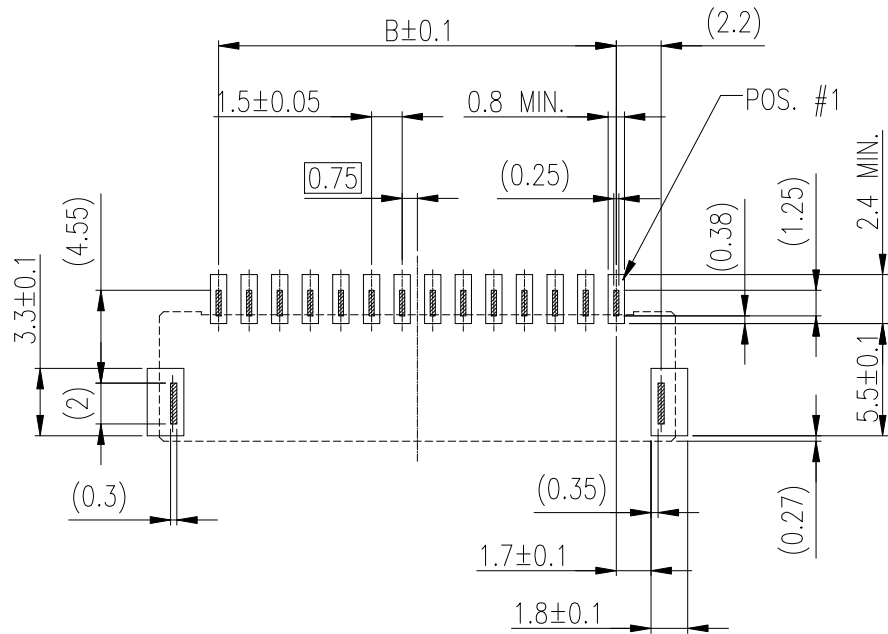
CASE OF 2~5 POSITIONS



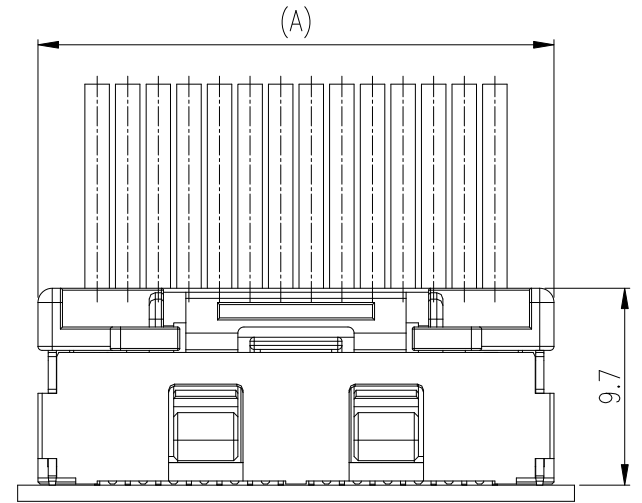
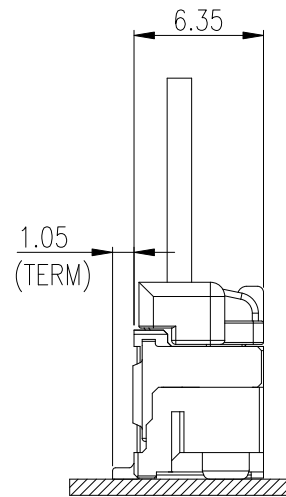
CASE OF 6~11 POSITIONS



CASE OF 12~15 POSITIONS



RECOMMENDED P.C.B BOARD LAYOUT
GENERAL TOLERANCE ± 0.05



MATED CONNECTORS

mat'l. code		surface		tolerance		projection		product family	
ltr		ecn no		dr		date		MINITEK 1.5mm WTB	
angles		linear		X.X \pm 0.3		mm		title	
±2°		X.XX \pm 0.20		X.XXX \pm 0.100		scale		MINITEK 1.5mm, RECEPTACLE CONNECTOR, VERTICAL MOUNT, SMT	
dr		KENNY TAI		2015-05-08		FCI		dwg no	
enr		KENNY TAI		2015-05-08				sheet 2 of 2	
chr		KENNY TAI		2015-06-10				size	
appd		PM ZHENG		2015-06-16				10135177	
sheet index		revision sheet		A 1		A 2		CUSTOMER Drawing	