



AS-i compact module K45 digital 4 DI, IP67 4 x input, maximum 200 mA 4 x M12 socket Mounting plate 3RK1901-2EA00 or 3RK1901-2DA00 must be ordered separately

General technical data	
design of the product	digital I/O modules for operation in the field, IP67 - K45
Type	4 inputs
design of the slave type	standard slave
I/O configuration	0
ID/ID2 code	0/F
Number I/O sockets	4
type of electrical connection of the inputs and outputs	M12 screw-type terminals
AS interface total current input max	270 mA
operating voltage according to AS-Interface specification	26.5 ... 31.6 V
Ground terminal	Using PIN5 on the M12 sockets. Outgoing via flat tab sleeve (2.8 x 0.8 mm form A)
Addressing	front addressing socket
AS interface Connection Polarity reversal protection	built-in
Delivery note	the modules are delivered without mounting plate
Sensor supply	
type of voltage supply for sensor supply	using AS-Interface
input voltage	20 ... 30 V
property of the sensor supply short-circuit and overload resistant	Yes
ampacity of the sensor supply for all inputs	200 mA
<ul style="list-style-type: none"> at ambient temperature 40 °C 	
Inputs	
number of digital inputs	4
type of connection technology	2- and 3-wire technology
Input circuit	PNP transistor
type of voltage of the input voltages	DC
Inputs switching level High min	10 V
input current at digital input	6 mA
<ul style="list-style-type: none"> for signal <1> minimum with signal <0> maximum 	
Inputs sensor supply using AS-Interface	short-circuit and overload resistant
Inputs socket assignment	<ul style="list-style-type: none"> PIN 1 sensor supply L+ PIN 2 data input PIN 3 sensor supply L- PIN 4 data input PIN 5 ground terminal
design of the pin assignment of the inputs	standard assignment
Outputs	
number of digital outputs	0

Display

Status display

- | | |
|---------------------------------------|--------------------|
| • display of I/Os | yellow LED |
| • display of Uaux | not required |
| • display of AS-Interface/diagnostics | green/red dual LED |

Assignment of the data bits

Assignment of data bits

- | | |
|------------|--------------------|
| • socket | PIN 4/2 = IN1 (D0) |
| • socket 2 | PIN 4/2 = IN2 (D1) |
| • socket 3 | PIN 4/2 = IN3 (D2) |
| • socket 4 | PIN 4/2 = IN4 (D3) |

Ambient conditions

ambient temperature

- | | |
|--------------------|----------------|
| • during operation | -25 ... +85 °C |
| • during storage | -40 ... +85 °C |

protection class IP

IP67

Mechanical data

width	45 mm
height	80 mm
depth	30 mm
fastening method	standard rail mounting/wall mounting using mounting plate for K45 compact module
shock resistance	15g / 11 ms

Certificates/ approvals

General Product Approval

EMV



EG-Konf.

[Confirmation](#)



UL



RCM

Marine / Shipping

other

Environment



BUREAU
VERITAS



DNV



PRS

[Confirmation](#)

[Miscellaneous](#)

[Environmental Confirmations](#)

Industrial Communication



ASi

Further information

Information on the packaging

<https://support.industry.siemens.com/cs/ww/en/view/109813875>

Information- and Downloadcenter (Catalogs, Brochures,...)

<https://www.siemens.com/ic10>

Industry Mall (Online ordering system)

<https://mall.industry.siemens.com/mall/en/en/Catalog/product?mlfb=3RK1200-0CQ20-0AA3>

Cax online generator

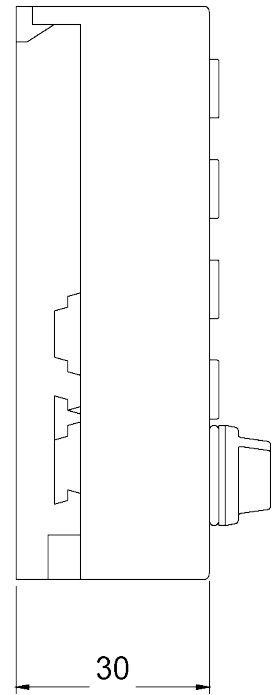
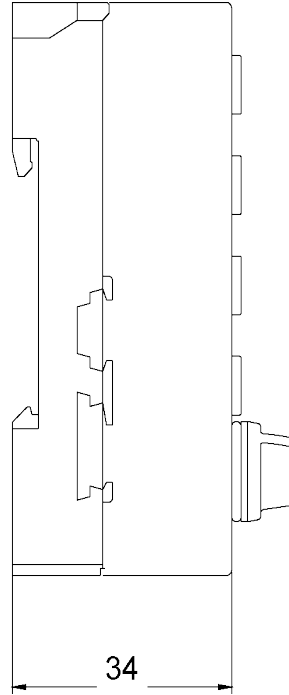
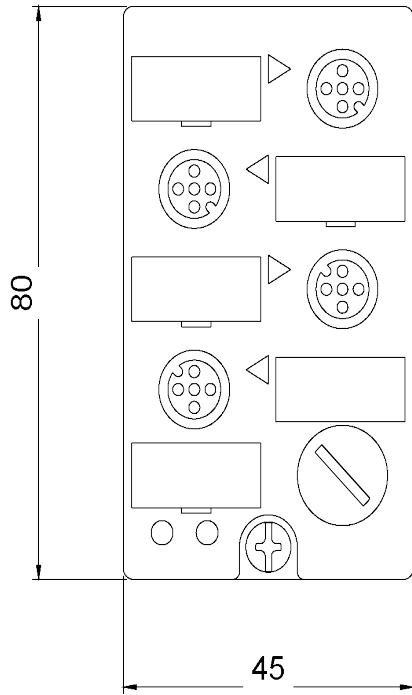
<http://support.automation.siemens.com/WW/CAXorder/default.aspx?lang=en&mlfb=3RK1200-0CQ20-0AA3>

Service&Support (Manuals, Certificates, Characteristics, FAQs,...)

<https://support.industry.siemens.com/cs/ww/en/ps/3RK1200-0CQ20-0AA3>

Image database (product images, 2D dimension drawings, 3D models, device circuit diagrams, EPLAN macros, ...)

http://www.automation.siemens.com/bilddb/cax_de.aspx?mlfb=3RK1200-0CQ20-0AA3&lang=en



last modified:

3/11/2024 