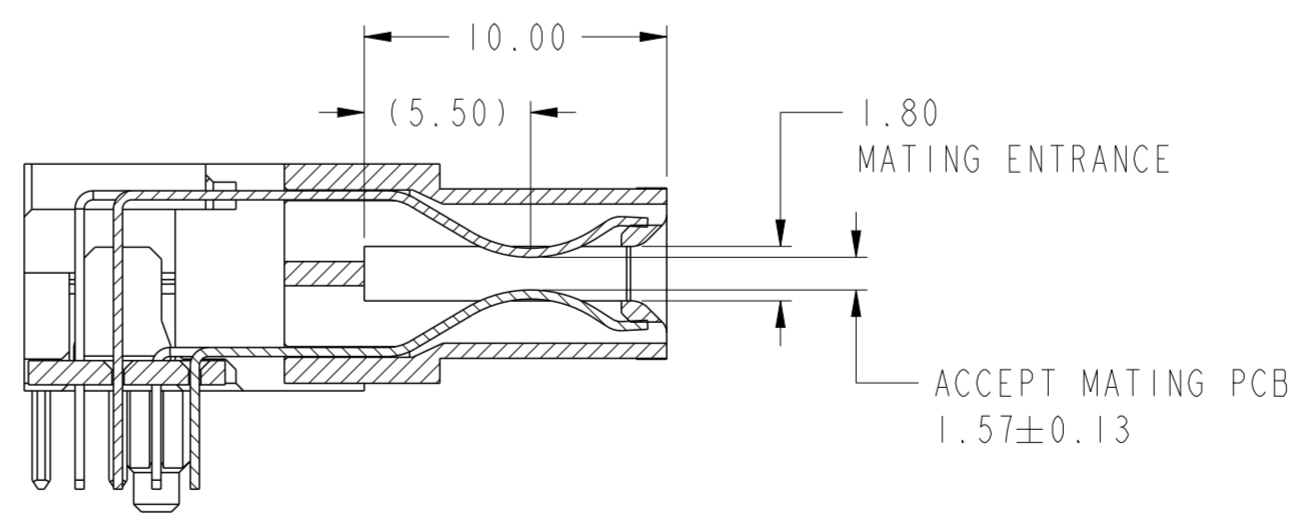


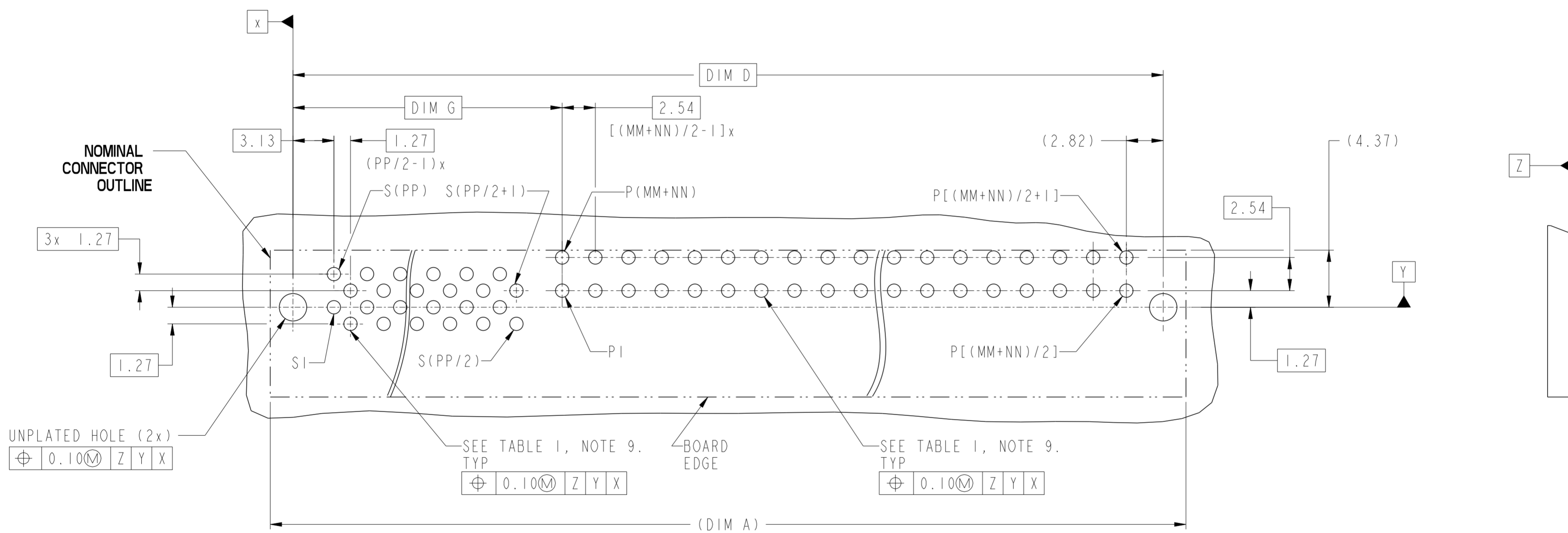
SECTION A-A



SECTION B-B

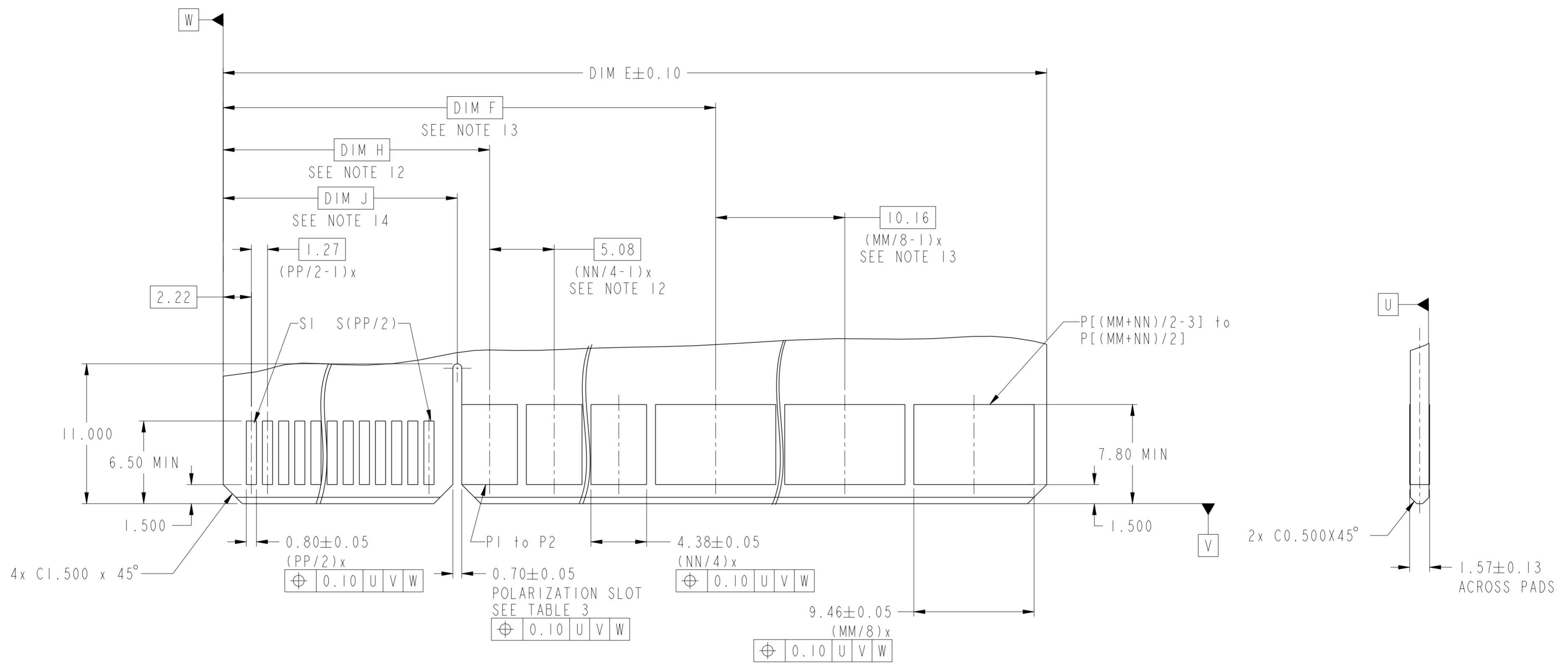
spec ref	-	dr	Eric Jiang	2013/09/10	projection	MM	size	A2	scale	4:1
tolerance std	ISO 406 ISO 1101	eng	Sunny2 Liu	2016/05/06			ecn no	ELX-DG-24036-1	rel level	Released
TOLERANCES UNLESS OTHERWISE SPECIFIED		chr	Terris Liu	2016/05/20						
surface	linear	0.X	±0.5		R/A REC S+P STANDARD		cat. no.	Product - Customer Drw	sheet 1 of 4	
		0.XX	±0.25		HIGH POWER CARD EDGE - UNIVERSAL	dwg no 10126619				rev B
	angular	0°	±2°							

CONTACT TYPE	TOP LAYER DESCRIPTION	TABLE 1 (HPCE / SOLDER TAILS) PLATED THROUGH-HOLE REQUIREMENTS				
		DRILLED HOLE DIAMETER	COPPER THICKNESS	TIN-LEAD THICKNESS	TIN THICKNESS	FINISHED HOLE DIAMETER
POWER & SIGNAL	TIN-LEAD	1.10-1.16 (1.15 DRILL)	0.025 - 0.050	0.005 - 0.015	--	0.94 - 1.10
	IMMERSION TIN	1.10-1.16 (1.15 DRILL)	0.025 - 0.050	--	0.9 - 1.5um	0.94 - 1.10
	COPPER (SEE NOTE 8)	1.10-1.16 (1.15 DRILL)	0.025 - 0.050	--	--	0.94 - 1.10



## RECOMMENDED PCB LAYOUT

spec ref	-	dr	Eric Jiang	2013/09/10	projection	MM	size	A2	scale	4:1	
tolerance std	ISO 406 ISO 1101	eng	Sunny2 Liu	2016/05/06			ecn no	ELX-DG-24036-1			
surface	TOLERANCES UNLESS OTHERWISE SPECIFIED linear: 0.X ±0.5 0.XX ±0.25 0.XXX ±0.10 angular: 0° ±2°	chr	Terris Liu	2016/05/20			rel level	Released			
		appr	Pei-Ming Zheng	2016/05/24			product family	R/A REC S+P STANDARD HIGH POWER CARD EDGE - UNIVERSAL			
ISO 1302		Amphenol FCI	cat. no.			Product - Customer Drw	sheet 2 of 4	rev	B		



## RECOMMENDED MATING BOARD FOOT PRINT

spec ref -		dr Eric Jiang	2013/09/10	projection	MM	size A2	scale 4:1
tolerance std ISO 406 ISO 1101		eng Sunny2 Liu	2016/05/06			ecn no ELX-DG-24036-1	
TOLERANCES UNLESS OTHERWISE SPECIFIED		chr Terris Liu	2016/05/20			rel level Released	
		surface ISO 1302		appr Pei-Ming Zheng	2016/05/24	product family	cat. no.
linear		0.X	±0.5	<b>Amphenol FCI</b>		R/A REC S+P STANDARD HIGH POWER CARD EDGE - UNIVERSAL	
		0.XX	±0.25				
angular		0°	±2°				
				Product - Customer Drw		dwg no 10126619 rev B	sheet 3 of 4

PDS: Rev :B

STATUS:Released

Printed: May 24, 2016

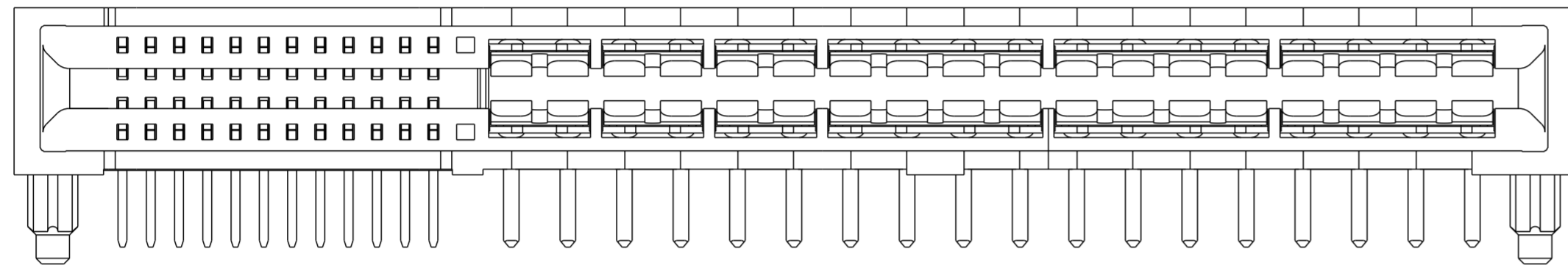
Amphenol FCI

© 2016 AFCI

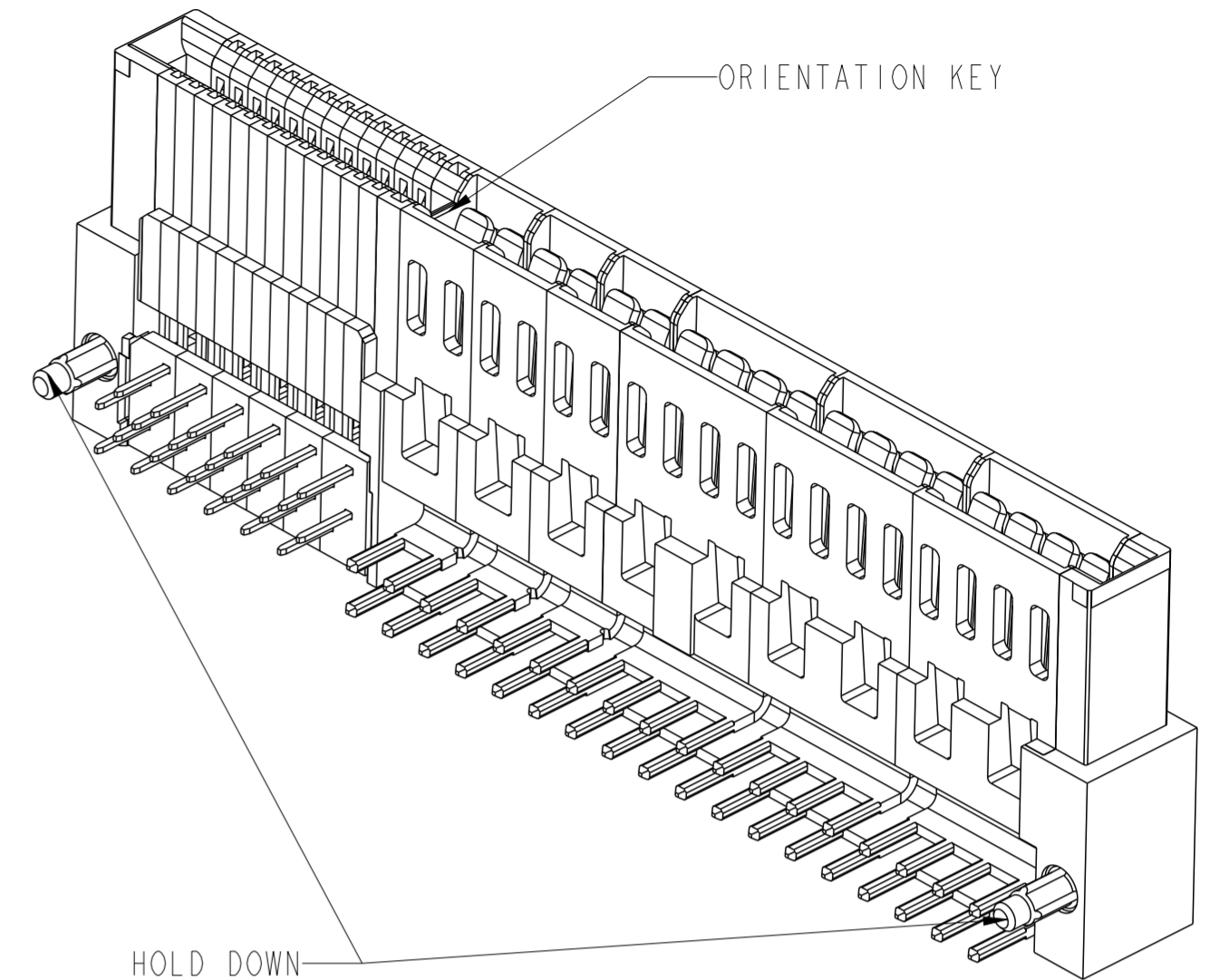
10126619 - MM NN PP LF LEAD FREE

	A	B	C	D	E	F	G	H
Tail Length(DIM T)	2.6	2.6	2.6	2.6	3.25	3.25	3.25	3.25
Orientation Key	Y	N	N	Y	Y	N	N	Y
Hold Down Option	Y	Y	N	N	Y	Y	N	N

PP SIGNAL CONTACT QTY  
 NN 2 BEAM PWR QTY (NEXT TO SIGNAL)  
 MM 4 BEAM PWR QTY (NEXT TO RIGHT END)



Example: The Configuration above is 10126619-241224ELF  
 R/A RECEPTACLE 24S36P with Orientation Key and Hold Down.  
 24P is 4 beam contacts, 12P is 2 beam contacts.



EXAMPLE: 10126619-241224ELF

TABLE 3: PART NUMBER CODE FOR HPCE R/A RECEPTACLE S+P CONFIG

NOTES:

- CONNECTOR MATERIALS:  
 HOUSING: HIGH TEMPERATURE THERMAL PLASTIC, BLACK  
 UL 94V-0 COMPLIANT  
 CONTACTS: HIGH PERFORMANCE COPPER ALLOY.
- CONTACT FINISH REF. GS-12-604 SECTION 5.2.
- PRODUCT SPECIFICATION: GS-12-604.
- APPLICATION SPECIFICATION: GS-20-128.
- PRODUCT MARKING (FCI - PART NUMBER & DATE CODE) ON HOUSING IN AREA SHOWN.
- PACKAGING MEETS FCI SPECIFICATION GS-14-937.
- HOUSING COMPONENT WILL WITHSTAND EXPOSURE TO 260°C PEAK TEMPERATURE FOR 60 SECONDS IN A CONVECTION, INFRA-RED, OR VAPOR PHASE REFLOW OVEN.
- COPPER PLATING THICKNESS IN CENTER OF VIA-HOLE CAN BE NO MORE THAN 0.003 LESS THAN OTHER AREAS.
- ALL HOLE SIZES ARE FINISHED HOLE SIZES.
- MOUNTING HOLES ARE UNPLATED  
 $\varnothing 2.18 \pm 0.03$  FOR SOLDER TAILS
- MAXIMUM OVERALL LENGTH IS 100mm.
- DIM IS NOT APPLICABLE IF NO 2 BEAM CONTACT.
- DIM IS NOT APPLICABLE IF NO 4 BEAM CONTACT.
- DIM IS NOT APPLICABLE IF NO ORIENTATION KEY.
- A SYMBOL  $\triangle$  WILL BE NEXT TO ANY DIMENSION, VIEW, OR NOTE WHICH HAS BEEN MODIFIED WITH THE CURRENT DRAWING REVISION.

DIM	TABLE 2: LENGTH FORMULAS
DIM A $\textcircled{1}$	$(MM + NN) / 2 \times 2.54 + (PP / 2) \times 1.27 + 9.12$
DIM B	DIM A - 5.00
DIM C	DIM A - 2.34
DIM D	DIM A - 3.48
DIM E	DIM A - 5.30
DIM F	$(PP / 2 - 1) \times 1.27 + (NN / 4 - 1) \times 5.08 + 14.61$ (WITH 2 BEAM CONTACT) $(PP / 2 - 1) \times 1.27 + 9.53$ (WITHOUT 2 BEAM CONTACT)
DIM G	$(PP / 2 - 1) \times 1.27 + 6.63$
DIM H	$(PP / 2 - 1) \times 1.27 + 6.99$
DIM J	$(PP / 2 - 1) \times 1.27 + 4.45$
DIM T	2.6 or 3.25

spec ref	-	dr	Eric Jiang	2013/09/10	projection	MM	size	A2	scale	4:1
tolerance std	ISO 406 ISO 1101	eng	Sunny2 Liu	2016/05/06			ecn no	ELX-DG-24036-1		
surface	ISO 1302	chr	Terris Liu	2016/05/20			rel level	Released		
		appr	Pei-Ming Zheng	2016/05/24	product family		cat. no.	Product - Customer Drw		
		Amphenol FCI	R/A REC S+P STANDARD		title	10126619		rev	B	
			HIGH POWER CARD EDGE - UNIVERSAL		cat. no.	Product - Customer Drw		sheet 4 of 4		

# Mouser Electronics

Authorized Distributor

Click to View Pricing, Inventory, Delivery & Lifecycle Information:

[FCI / Amphenol:](#)

[10126619-000844FLF](#) [10126619-560012FLF](#) [10126619-003624ELF](#) [10126619-480020ALF](#) [10126619-000844BLF](#)  
[10126619-000820BLF](#)