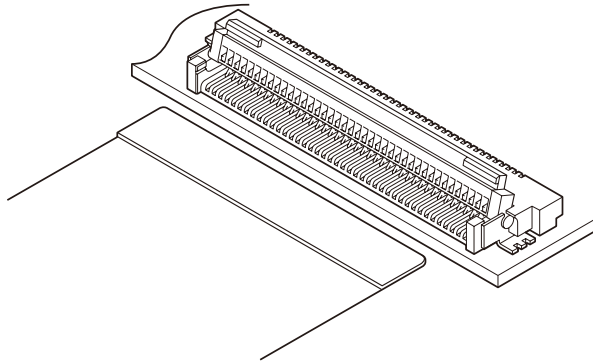


FLZX CONNECTOR

0.5mm pitch/Connectors for FFC and FPC



The connector for the 0.3mm thickness FFC or FPC with a mounting height of 2.0mm.

This 0.5mm pitch FFC or FPC connector adopts a ZIF structure, which provides superior performance in durability and offers effective protection from wearing. The use of the rotating type cover contributes to easy operation especially with big circuits connectors.

- Rotating type cover
- Reliable cover
- Heat resisting design for surface mounting

Specifications

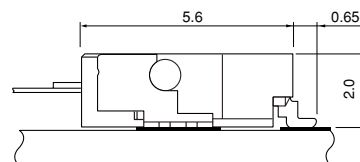
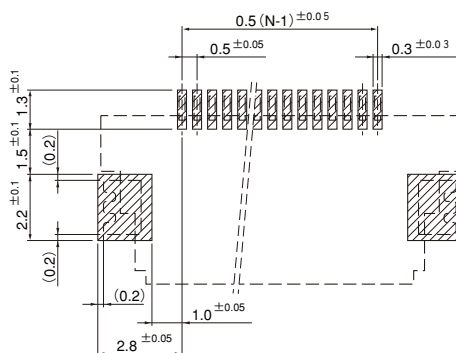
- Current rating: 0.5A AC, DC
 - Voltage rating: 50V AC, DC
 - Temperature range: -25°C to +85°C
(including temperature rise in applying electrical current)
 - Contact resistance: Initial value/40m Ω max.
After environmental testing/60m Ω max.
 - Insulation resistance: 500M Ω min.
 - Withstanding voltage: 200V AC/minute
 - Applicable FFC and FPC: Conductor pitch/0.5mm
Conductor width/0.35mm
Mating part thickness/0.3±0.03mm
- * Compliant with RoHS.
* Refer to "General Instruction and Notice when using Terminals and Connectors" at the end of this catalog.
* Contact JST for details.

Standards

Recognized E60389

Certified LR20812

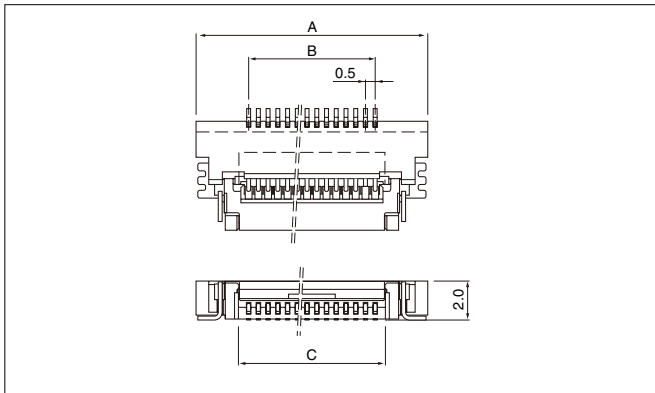
PC board layout (viewed from component side) and Assembly layout



Note: 1. Tolerances are non-cumulative: ±0.05mm for all centers.
2. The dimensions above should serve as a guideline. Contact JST for details.
3. N --- Number of circuits

FLZX CONNECTOR

Connector



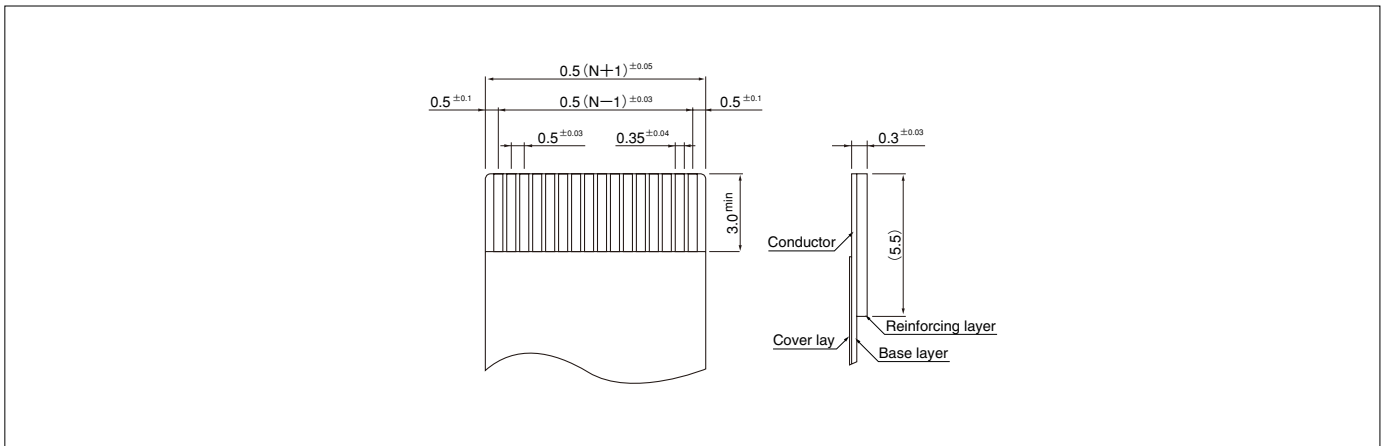
Circuits	Model No.	Dimensions (mm)			Q'ty / reel
		A	B	C	
18	18FLZX-RSM1-A-TB	13.9	8.5	9.5	2,000
20	20FLZX-RSM1-A-TB	14.9	9.5	10.5	2,000
24	24FLZX-RSM1-A-TB	16.9	11.5	12.5	2,000
32	32FLZX-RSM1-A-TB	20.9	15.5	16.5	2,000
34	34FLZX-RSM1-A-TB	21.9	16.5	17.5	2,000
40	40FLZX-RSM1-A-TB	24.9	19.5	20.5	2,000
50	50FLZX-RSM1-A-TB	29.9	24.5	25.5	2,000

Material and Finish

Contact: Copper alloy, copper-undercoated, tin-plated (reflow treatment)
Housing: Heat resisting resin, UL94V-0
Solder tab: Copper alloy, copper-undercoated, tin-plated (reflow treatment)
Cover housing: Heat resisting resin, UL94V-0

RoHS compliance This product displays (LF)(SN) on a label.
Note: Contact JST for gold-plated products.

Lead section dimensions of FFC and FPC



Note: N --- Number of circuits