AO4453-VB Datasheet

P-Channel 12-V (D-S) MOSFET

PRODUCT SUMMARY		
V_{DS} (V)	$R_{DS(on)}$ (Ω)	I_D (A)
- 12	0.0050 at V_{GS} = - 4.5 V	- 16
	0.0065 at V_{GS} = - 2.5 V	- 15
	0.0100 at V_{GS} = - 1.8 V	- 13

FEATURES

- **Halogen-free According to IEC 61249-2-21 Definition**
- Trench Power MOSFET
- Compliant to RoHS Directive 2002/95/EC

Pb-free
RoHS COMPLIANT
HALOGEN FREE Available

APPLICATIONS

- Load Switch
- Battery Switch

SO-8

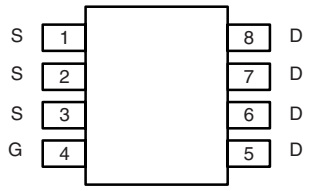

Top View

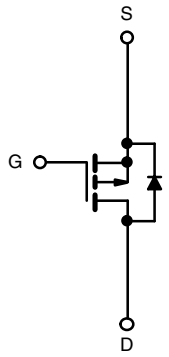

P-Channel MOSFET

ABSOLUTE MAXIMUM RATINGS T_A = 25 °C, unless otherwise noted					
Parameter		**Symbol**	**10 s**	**Steady State**	**Unit**
Drain-Source Voltage		V_{DS}	- 12		V
Gate-Source Voltage		V_{GS}	± 8		
Continuous Drain Current (T_J = 150 °C)[a]	T_A = 25 °C	I_D	- 16	- 10	A
	T_A = 70 °C		- 11.5	- 8	
Pulsed Drain Current		I_{DM}	- 50		
Continuous Source Current (Diode Conduction)[a]		I_S	- 2.7	- 1.36	
Maximum Power Dissipation[a]	T_A = 25 °C	P_D	3.0	1.5	W
	T_A = 70 °C		1.9	0.95	
Operating Junction and Storage Temperature Range		T_J, T_{stg}	- 55 to 150		°C

THERMAL RESISTANCE RATINGS					
Parameter		**Symbol**	**Typical**	**Maximum**	**Unit**
Maximum Junction-to-Ambient[a]	t ≤ 10 s	R_{thJA}	33	42	°C/W
	Steady State		70	84	
Maximum Junction-to-Foot (Drain)	Steady State	R_{thJF}	16	21	

Notes:
a. Surface Mounted on 1" x 1" FR4 board.

SPECIFICATIONS T_J = 25 °C, unless otherwise noted						
Parameter	**Symbol**	**Test Conditions**	**Min.**	**Typ.**	**Max.**	**Unit**
Static						
Gate Threshold Voltage	$V_{GS(th)}$	V_{DS} = V_{GS}, I_D = - 600 µA	- 0.5	-	1.0	V
Gate-Body Leakage	I_{GSS}	V_{DS} = 0 V, V_{GS} = ± 8 V			± 100	nA
Zero Gate Voltage Drain Current	I_{DSS}	V_{DS} = - 12 V, V_{GS} = 0 V			- 1	µA
		V_{DS} = - 12 V, V_{GS} = 0 V, T_J = 70 °C			- 10	
On-State Drain Current[a]	$I_{D(on)}$	V_{DS} = - 5 V, V_{GS} = - 4.5 V	- 30			A
Drain-Source On-State Resistance[a]	$R_{DS(on)}$	V_{GS} = - 4.5 V, I_D = - 14 A		0.0050		Ω
		V_{GS} = - 2.5 V, I_D = - 13 A		0.0065		
		V_{GS} = - 1.8 V, I_D = - 12 A		0.0100		
Forward Transconductance[a]	g_{fs}	V_{DS} = - 6 V, I_D = - 14 A		80		S
Diode Forward Voltage[a]	V_{SD}	I_S = - 2.7 A, V_{GS} = 0 V		- 0.6	- 1.1	V
Dynamic[b]						
Total Gate Charge	Q_g	V_{DS} = - 6 V, V_{GS} = - 5 V, I_D = - 14 A		110	165	nC
Gate-Source Charge	Q_{gs}			15		
Gate-Drain Charge	Q_{gd}			27.5		
Turn-On Delay Time	$t_{d(on)}$	V_{DD} = - 6 V, R_L = 6 Ω I_D ≅ - 1 A, V_{GEN} = - 4.5 V, R_g = 6 Ω		110	170	ns
Rise Time	t_r			235	350	
Turn-Off Delay Time	$t_{d(off)}$			410	620	
Fall Time	t_f			285	430	
Gate Resistance	R_g			3.6		Ω
Source-Drain Reverse Recovery Time	t_{rr}	I_F = - 2.1 A, dI/dt = 100 A/µs		180	270	ns

Notes:
a. Pulse test; pulse width ≤ 300 µs, duty cycle ≤ 2 %.
b. Guaranteed by design, not subject to production testing.

Stresses beyond those listed under "Absolute Maximum Ratings" may cause permanent damage to the device. These are stress ratings only, and functional operation of the device at these or any other conditions beyond those indicated in the operational sections of the specifications is not implied. Exposure to absolute maximum rating conditions for extended periods may affect device reliability.

TYPICAL CHARACTERISTICS 25 °C unless otherwise noted

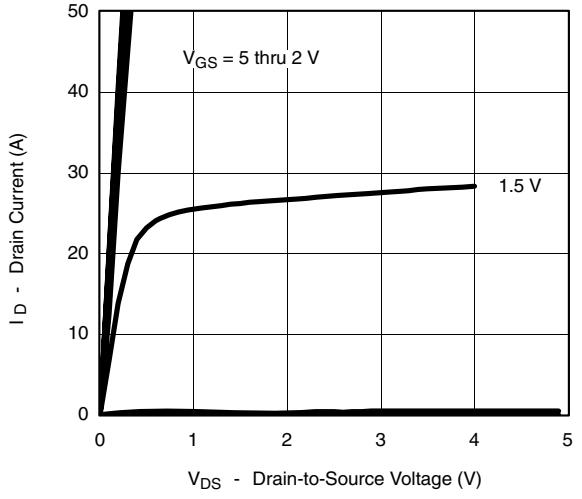

Output Characteristics

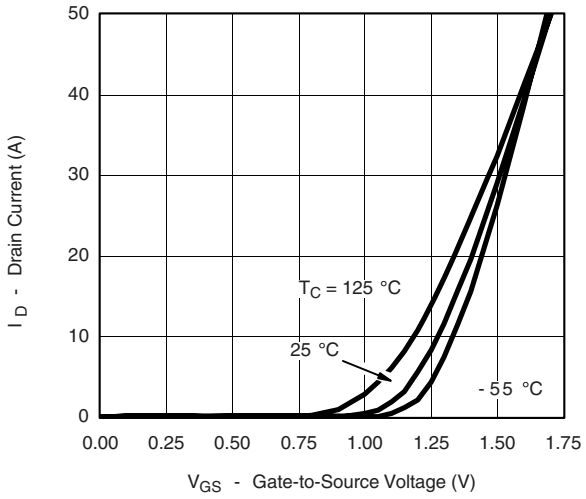

Transfer Characteristics

TYPICAL CHARACTERISTICS 25 °C unless otherwise noted

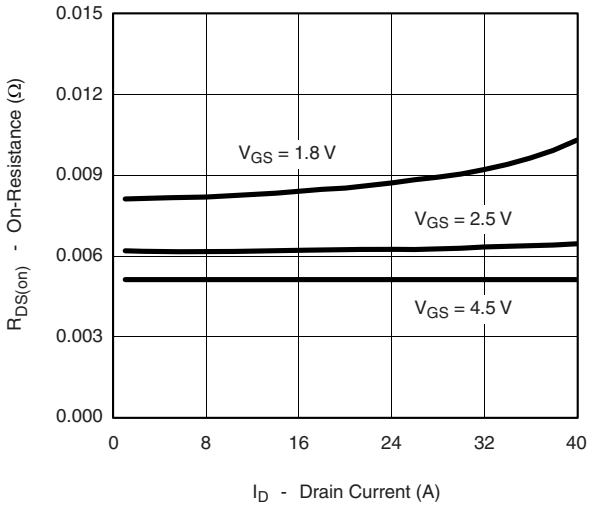

On-Resistance vs. Drain Current

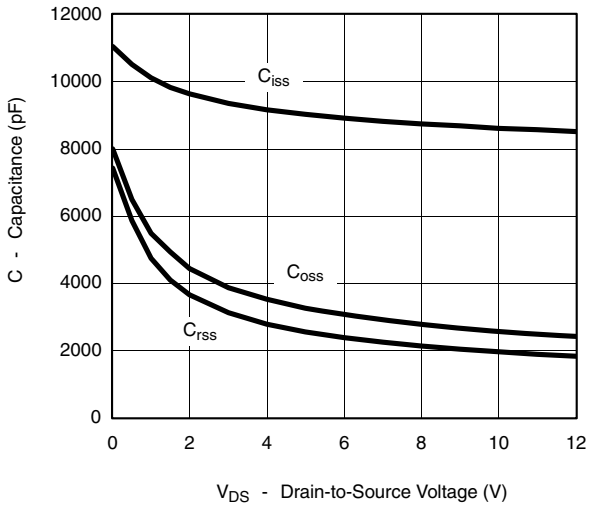

Capacitance

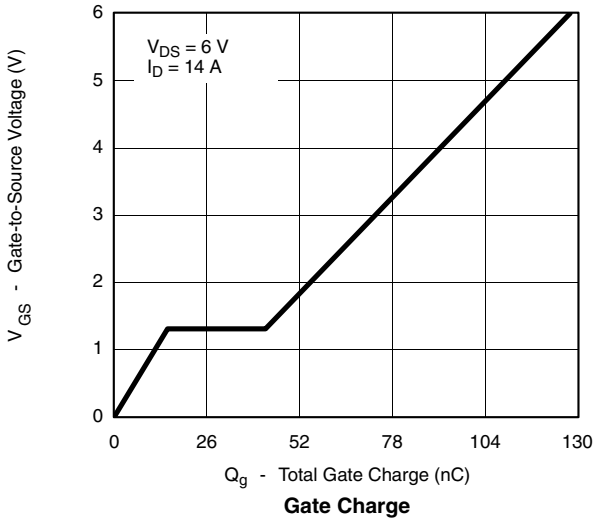

Gate Charge

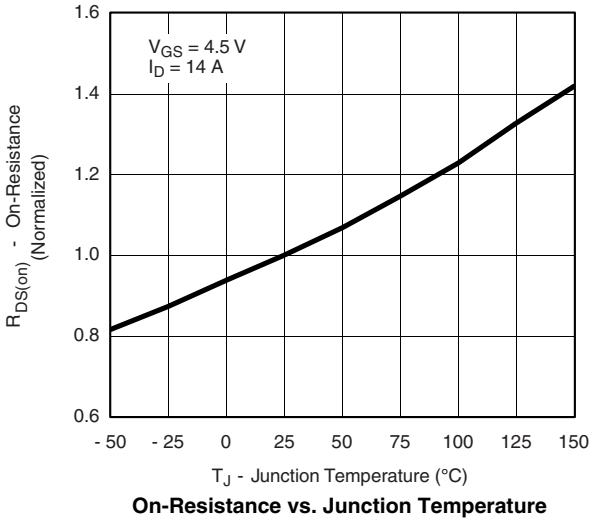

On-Resistance vs. Junction Temperature

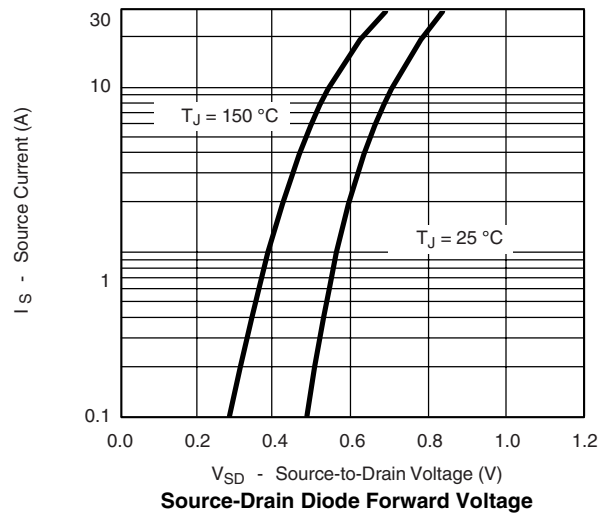

Source-Drain Diode Forward Voltage

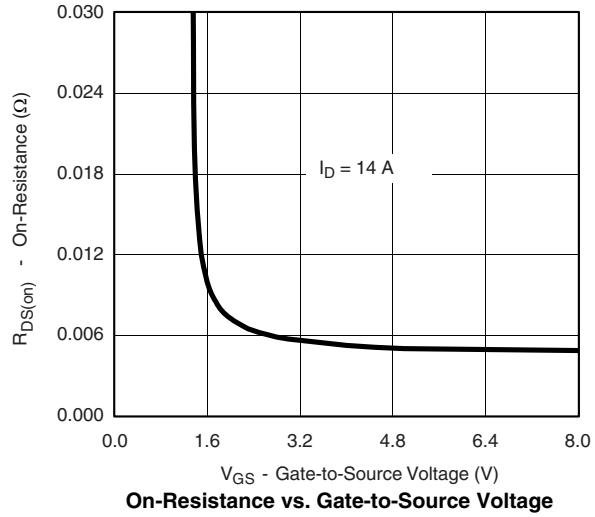

On-Resistance vs. Gate-to-Source Voltage

TYPICAL CHARACTERISTICS 25 °C unless otherwise noted

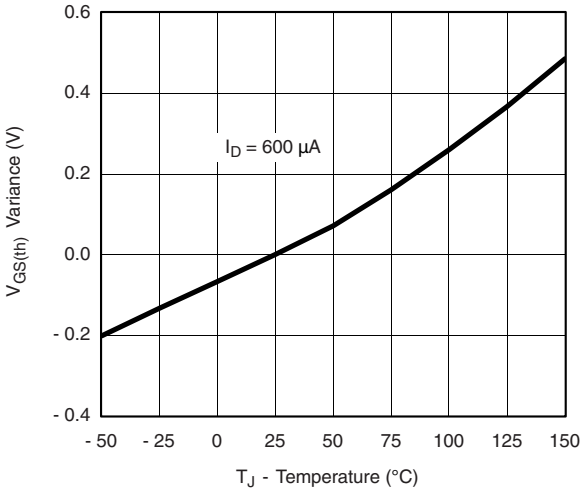

Threshold Voltage

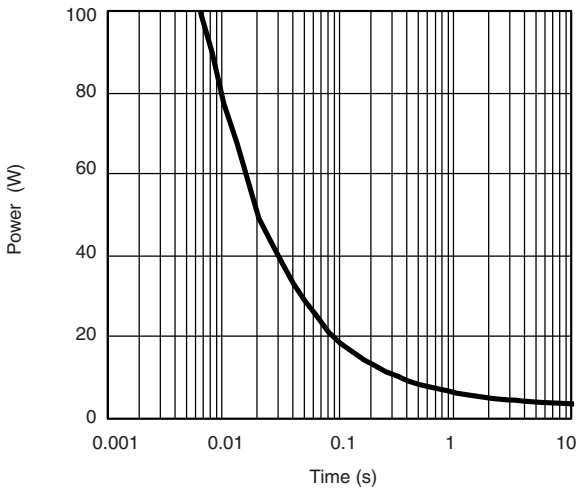

Single Pulse Power, Junction-to-Ambient

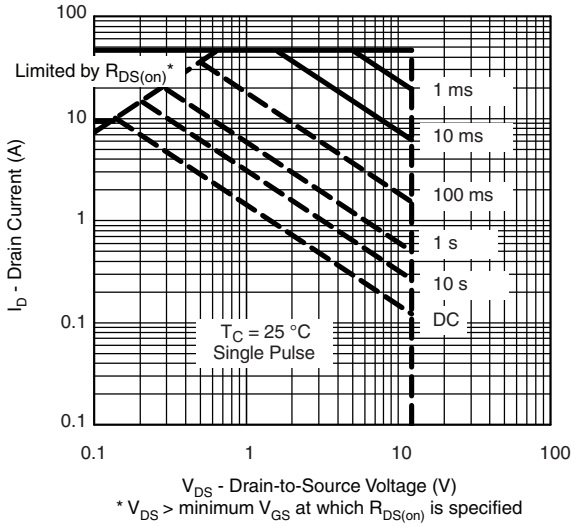

Safe Operating Area, Junction-to-Case

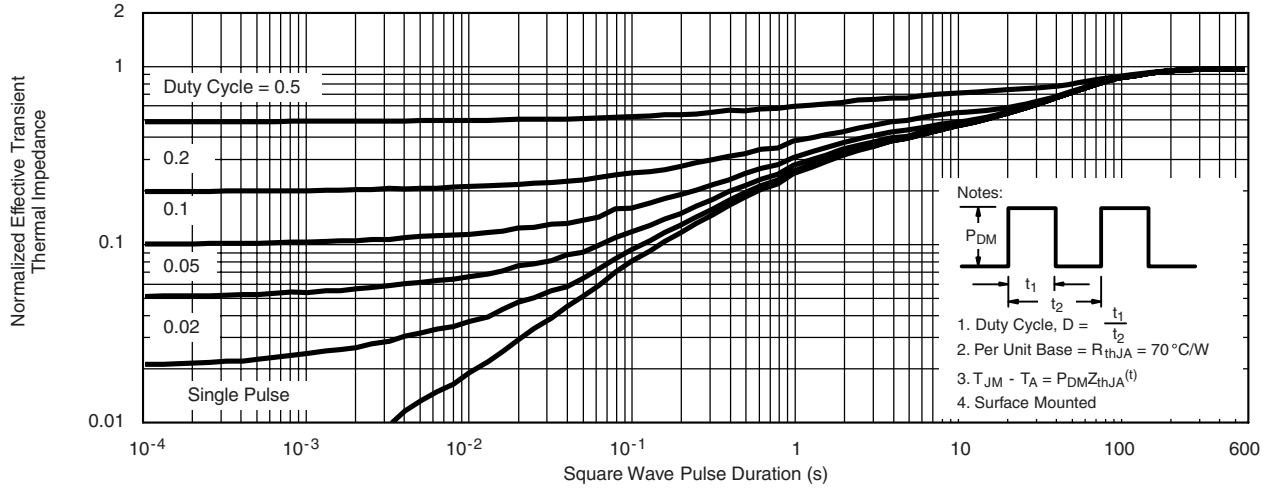

Normalized Thermal Transient Impedance, Junction-to-Ambient

TYPICAL CHARACTERISTICS 25 °C unless otherwise noted

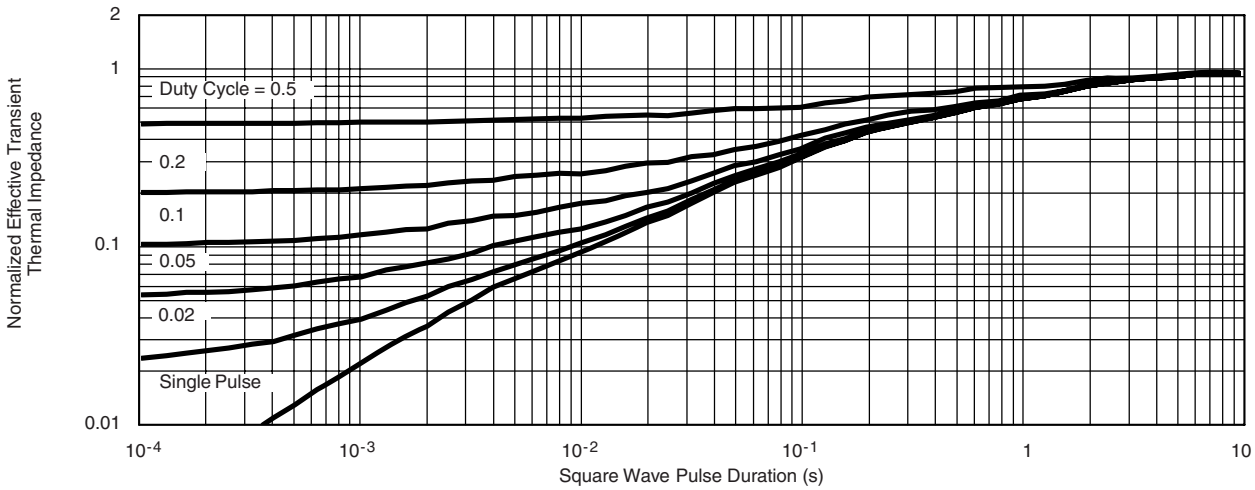

Normalized Thermal Transient Impedance, Junction-to-Foot

Disclaimer

All products due to improve reliability, function or design or for other reasons, product specifications and data are subject to change without notice.

Taiwan VBsemi Electronics Co., Ltd., branches, agents, employees, and all persons acting on its or their representatives (collectively, the "Taiwan VBsemi"), assumes no responsibility for any errors, inaccuracies or incomplete data contained in the table or any other any disclosure of any information related to the product.(www.VBsemi.com)

Taiwan VBsemi makes no guarantee, representation or warranty on the product for any particular purpose of any goods or continuous production. To the maximum extent permitted by applicable law on Taiwan VBsemi relinquished: (1) any application and all liability arising out of or use of any products; (2) any and all liability, including but not limited to special, consequential damages or incidental ; (3) any and all implied warranties, including a particular purpose, non-infringement and merchantability guarantee.

Statement on certain types of applications are based on knowledge of the product is often used in a typical application of the general product VBsemi Taiwan demand that the Taiwan VBsemi of. Statement on whether the product is suitable for a particular application is non-binding. It is the customer's responsibility to verify specific product features in the products described in the specification is appropriate for use in a particular application. Parameter data sheets and technical specifications can be provided may vary depending on the application and performance over time. All operating parameters, including typical parameters must be made by customer's technical experts validated for each customer application. Product specifications do not expand or modify Taiwan VBsemi purchasing terms and conditions, including but not limited to warranty herein.

Unless expressly stated in writing, Taiwan VBsemi products are not intended for use in medical, life saving, or life sustaining applications or any other application. Wherein VBsemi product failure could lead to personal injury or death, use or sale of products used in Taiwan VBsemi such applications using client did not express their own risk. Contact your authorized Taiwan VBsemi people who are related to product design applications and other terms and conditions in writing.

The information provided in this document and the company's products without a license, express or implied, by estoppel or otherwise, to any intellectual property rights granted to the VBsemi act or document. Product names and trademarks referred to herein are trademarks of their respective representatives will be all.

Material Category Policy

Taiwan VBsemi Electronics Co., Ltd., hereby certify that all of the products are determined to be oHS compliant and meets the definition of restrictions under Directive of the European Parliament 2011/65 / EU, 2011 Nian. 6. 8 Ri Yue restrict the use of certain hazardous substances in electrical and electronic equipment (EEE) - modification, unless otherwise specified as inconsistent.(www.VBsemi.com)

Please note that some documents may still refer to Taiwan VBsemi RoHS Directive 2002/95 / EC. We confirm that all products identified as consistent with the Directive 2002/95 / EC European Directive 2011/65 /.

Taiwan VBsemi Electronics Co., Ltd. hereby certify that all of its products comply identified as halogen-free halogen-free standards required by the JEDEC JS709A. Please note that some Taiwanese VBsemi documents still refer to the definition of IEC 61249-2-21, and we are sure that all products conform to confirm compliance with IEC 61249-2-21 standard level JS709A.