



## Features

- Pb-Free Packages are Available
- Wide Zener Reverse Voltage Range
- Small Package Size for High Density Applications
- ESD Rating of Class 3 (>16 kV) per Human Body Model



**SOD-123**



## Package Marking and Ordering Information

Product ID	Pack	Marking	Qty(PCS)
MMSZ4678- MMSZ4717	SOD-123	XX	3000

XX=Device code, see table on page2 the marking code.

The marking bar indicates the cathode.

## Absolute Maximum Ratings(Ta=25°C)

Characteristic	Symbol	Value	Unit
Forward voltage @I <sub>F</sub> =10mA	V <sub>F</sub>	0.9	V
Power Dissipation	P <sub>D</sub>	350	mW
Thermal Resistance, Junction to Ambient Air	R <sub>θJA</sub>	357	°C/W
Junction Temperature	T <sub>j</sub>	150	°C
Storage Temperature Range	T <sub>stg</sub>	-55 ~ +150	°C

Notes: Device mounted on ceramic PCB;5.0mm×7.0mm with pad areas 35 mm<sup>2</sup>

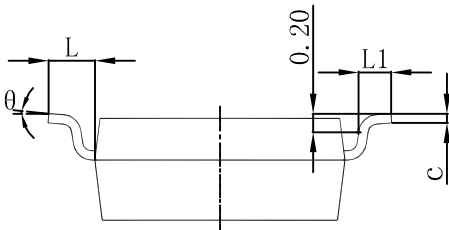
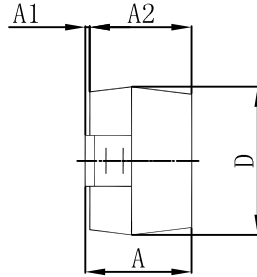
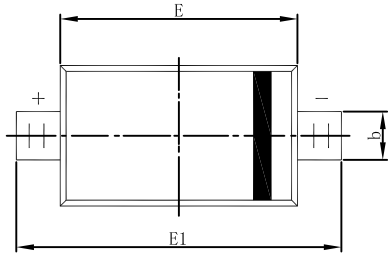


**Electrical Characteristics (Ta=25°C unless otherwise specified)**

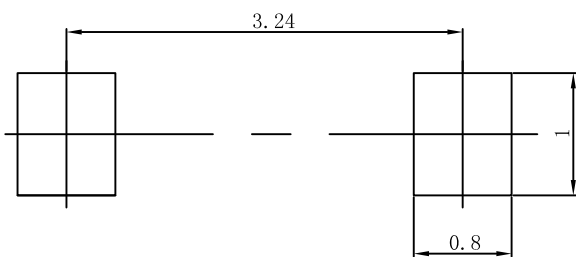
Device	Device Marking	Zoner Voltage				Leakage Current	
		V <sub>Z</sub> (Volts)			@I <sub>ZT</sub>	I <sub>R</sub> @V <sub>R</sub>	
		Min	Nom	Max	uA	uA	Volts
MMSZ4678	CC	1.71	1.8	1.89	50	7.5	1
MMSZ4679	CD	1.90	2.0	2.10	50	5	1
MMSZ4680	CE	2.09	2.2	2.31	50	4	1
MMSZ4681	CF	2.28	2.4	2.52	50	2	1
MMSZ4682	CH	2.565	2.7	2.835	50	1	1
MMSZ4683	CJ	2.85	3.0	3.15	50	0.8	1
MMSZ4684	CK	3.13	3.3	3.47	50	7.5	1.5
MMSZ4685	CM	3.42	3.6	3.78	50	7.5	2
MMSZ4686	CN	3.70	3.9	4.10	50	5	2
MMSZ4687	CP	4.09	4.3	4.52	50	4	2
MMSZ4688	CT	4.47	4.7	4.94	50	10	3
MMSZ4689	CU	4.85	5.1	5.36	50	10	3
MMSZ4690	CV	5.32	5.6	5.88	50	10	4
MMSZ4691	CA	5.89	6.2	6.51	50	10	5
MMSZ4692	CX	6.46	6.8	7.14	50	10	5.1
MMSZ4693	CY	7.13	7.5	7.88	50	10	5.7
MMSZ4694	CZ	7.79	8.2	8.61	50	1	6.2
MMSZ4695	DC	8.27	8.7	9.14	50	1	6.6
MMSZ4696	DD	8.65	9.1	9.56	50	1	6.9
MMSZ4697	DE	9.50	10	10.5	50	1	7.6
MMSZ4698	DF	10.45	11	11.55	50	0.05	8.4
MMSZ4699	DH	11.40	12	12.60	50	0.05	9.1
MMSZ4700	DJ	12.35	13	13.65	50	0.05	9.8
MMSZ4701	DK	13.30	14	14.70	50	0.05	10.6
MMSZ4702	DM	14.25	15	15.75	50	0.05	11.4
MMSZ4703	DN	15.20	16	16.80	50	0.05	12.1
MMSZ4704	DP	16.15	17	17.85	50	0.05	12.9
MMSZ4705	DT	17.10	18	18.90	50	0.05	13.6
MMSZ4706	DU	18.05	19	19.95	50	0.05	14.4
MMSZ4707	DV	19.00	20	21.00	50	0.01	15.2
MMSZ4708	DA	20.90	22	23.10	50	0.01	16.7
MMSZ4709	DX	22.80	24	25.20	50	0.01	18.2
MMSZ4710	DY	23.75	25	26.25	50	0.01	19.0
MMSZ4711	EA	25.65	27	28.35	50	0.01	20.4
MMSZ4712	EC	26.60	28	29.40	50	0.01	21.2
MMSZ4713	ED	28.50	30	31.50	50	0.01	22.8
MMSZ4714	EE	31.35	33	34.65	50	0.01	25.0
MMSZ4715	EF	34.20	36	37.80	50	0.01	27.3
MMSZ4716	EH	37.05	39	40.95	50	0.01	29.6
MMSZ4717	EJ	40.87	43	45.15	50	0.01	32.6



**SOD-123 Package Outline Dimensions**



Symbol	Dimensions In Millimeters		Dimensions In Inches	
	Min	Max	Min	Max
A	1.050	1.250	0.041	0.049
A1	0.000	0.100	0.000	0.004
A2	1.050	1.150	0.041	0.045
b	0.450	0.650	0.018	0.026
c	0.080	0.150	0.003	0.006
D	1.500	1.700	0.059	0.067
E	2.600	2.800	0.102	0.110
E1	3.550	3.850	0.140	0.152
L	0.500 REF		0.020 REF	
L1	0.250	0.450	0.010	0.018
θ	0°	8°	0°	8°



- Note:**
1. Controlling dimension: in millimeters.
  2. General tolerance:  $\pm 0.05\text{mm}$ .
  3. The pad layout is for reference purposes only.



### Attention

- Any and all HUA XUAN YANG ELECTRONICS products described or contained herein do not have specifications that can handle applications that require extremely high levels of reliability, such as life-support systems, aircraft's control systems, or other applications whose failure can be reasonably expected to result in serious physical and/or material damage. Consult with your HUA XUAN YANG ELECTRONICS representative nearest you before using any HUA XUAN YANG ELECTRONICS products described or contained herein in such applications.
- HUA XUAN YANG ELECTRONICS assumes no responsibility for equipment failures that result from using products at values that exceed, even momentarily, rated values (such as maximum ratings, operating condition ranges, or other parameters) listed in products specifications of any and all HUA XUAN YANG ELECTRONICS products described or contained herein.
- Specifications of any and all HUA XUAN YANG ELECTRONICS products described or contained herein stipulate the performance, characteristics, and functions of the described products in the independent state, and are not guarantees of the performance, characteristics, and functions of the described products as mounted in the customer's products or equipment. To verify symptoms and states that cannot be evaluated in an independent device, the customer should always evaluate and test devices mounted in the customer's products or equipment.
- HUA XUAN YANG ELECTRONICS CO.,LTD. strives to supply high-quality high-reliability products. However, any and all semiconductor products fail with some probability. It is possible that these probabilistic failures could give rise to accidents or events that could endanger human lives, that could give rise to smoke or fire, or that could cause damage to other property. When designing equipment, adopt safety measures so that these kinds of accidents or events cannot occur. Such measures include but are not limited to protective circuits and error prevention circuits for safe design, redundant design, and structural design.
- In the event that any or all HUA XUAN YANG ELECTRONICS products(including technical data, services) described or contained herein are controlled under any of applicable local export control laws and regulations, such products must not be exported without obtaining the export license from the authorities concerned in accordance with the above law.
- No part of this publication may be reproduced or transmitted in any form or by any means, electronic or mechanical, including photocopying and recording, or any information storage or retrieval system, or otherwise, without the prior written permission of HUA XUAN YANG ELECTRONICS CO.,LTD.
- Information (including circuit diagrams and circuit parameters) herein is for example only ; it is not guaranteed for volume production. HUA XUAN YANG ELECTRONICS believes information herein is accurate and reliable, but no guarantees are made or implied regarding its use or any infringements of intellectual property rights or other rights of third parties.
- Any and all information described or contained herein are subject to change without notice due to product/technology improvement, etc. When designing equipment, refer to the "Delivery Specification" for the HUA XUAN YANG ELECTRONICS product that you intend to use.