

front-side auxiliary switch, 2 NO contacts, 2 NC contacts, spring-type terminal, for contactors 3RT1, sequence numbers 5...8



General technical data	
product brand name	SIRIUS
suitability for use	Contactor relay and power contactor
protection class IP on the front	IP20
ambient temperature	
• during storage	-55 ... +80 °C
• during operation	-25 ... +60 °C
mechanical service life (switching cycles) typical	10 000 000
electrical endurance (switching cycles) at AC-15 at 230 V typical	200 000
contact reliability of auxiliary contacts	1 faulty switching per 100 million (17 V, 1 mA)
surge voltage resistance rated value	6 kV
Auxiliary circuit	
number of NC contacts for auxiliary contacts	
• instantaneous contact	2
number of NO contacts for auxiliary contacts	
• instantaneous contact	2
operational current of auxiliary contacts at AC-12	
• at 24 V	10 A
• at 230 V	10 A
• maximum	10 A
operational current	
• of auxiliary contacts	
— at AC-14	
— at 125 V	6 A
— at 250 V	6 A
— at AC-15	
— at 24 V	6 A
— at 230 V	6 A
— at 400 V	3 A
• at AC-15 at 690 V rated value	1 A
operational current	
• of auxiliary contacts at DC-12	
— at 24 V	10 A
— at 110 V	3 A
— at 220 V	1 A
• with 2 current paths in series at DC-12	
— at 24 V rated value	10 A

— at 60 V rated value	10 A	
— at 110 V rated value	4 A	
— at 220 V rated value	2 A	
— at 440 V rated value	1.3 A	
— at 600 V rated value	0.65 A	
● with 3 current paths in series at DC-12		
— at 24 V rated value	10 A	
— at 60 V rated value	10 A	
— at 110 V rated value	10 A	
— at 220 V rated value	3.6 A	
— at 440 V rated value	2.5 A	
— at 600 V rated value	1.8 A	
operational current		
● of auxiliary contacts at DC-13		
— at 24 V	6 A	
— at 60 V	2 A	
— at 110 V	1 A	
— at 220 V	0.3 A	
● with 2 current paths in series at DC-13		
— at 24 V rated value	10 A	
— at 60 V rated value	3.5 A	
— at 110 V rated value	1.3 A	
— at 220 V rated value	0.9 A	
— at 440 V rated value	0.2 A	
— at 600 V rated value	0.1 A	
● with 3 current paths in series at DC-13		
— at 24 V rated value	10 A	
— at 60 V rated value	4.7 A	
— at 110 V rated value	3 A	
— at 220 V rated value	1.2 A	
— at 440 V rated value	0.5 A	
— at 600 V rated value	0.26 A	
Installation/ mounting/ dimensions		
fastening method	snap-on mounting	
Connections/ Terminals		
type of electrical connection for auxiliary and control circuit	spring-loaded terminals	
type of connectable conductor cross-sections		
● for auxiliary contacts		
— finely stranded		
— with core end processing	2x (0.5 ... 1.5 mm ²)	
— without core end processing	2x (0.5 ... 2.5 mm ²)	
● at AWG cables for auxiliary contacts	2x (20 ... 14)	
Safety related data		
product function mirror contact acc. to IEC 60947-4-1	Yes	
● note	with 3RT1	
product function positively driven operation acc. to IEC 60947-5-1	No	
Certificates/ approvals		
General Product Approval	Functional Safety/Safety of Machinery	Declaration of Conformity



[Type Examination Certificate](#)



Declaration of Conformity	Test Certificates	Shipping Approval	other	Railway
Miscellaneous	Special Test Certificate	 ABS	 RMRS	Confirmation
				Special Test Certificate

Further information

Information- and Downloadcenter (Catalogs, Brochures,...)

<https://www.siemens.com/ic10>

Industry Mall (Online ordering system)

<https://mall.industry.siemens.com/mall/en/en/Catalog/product?mlfb=3RH1921-2XA22-0MA0>

Cax online generator

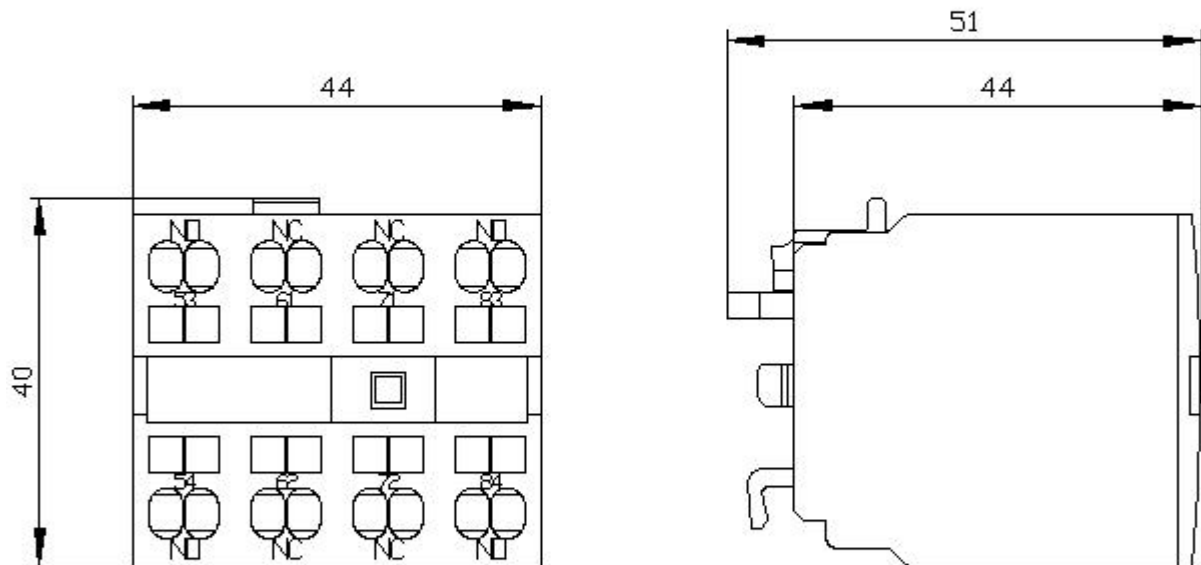
<http://support.automation.siemens.com/WW/CAXorder/default.aspx?lang=en&mlfb=3RH1921-2XA22-0MA0>

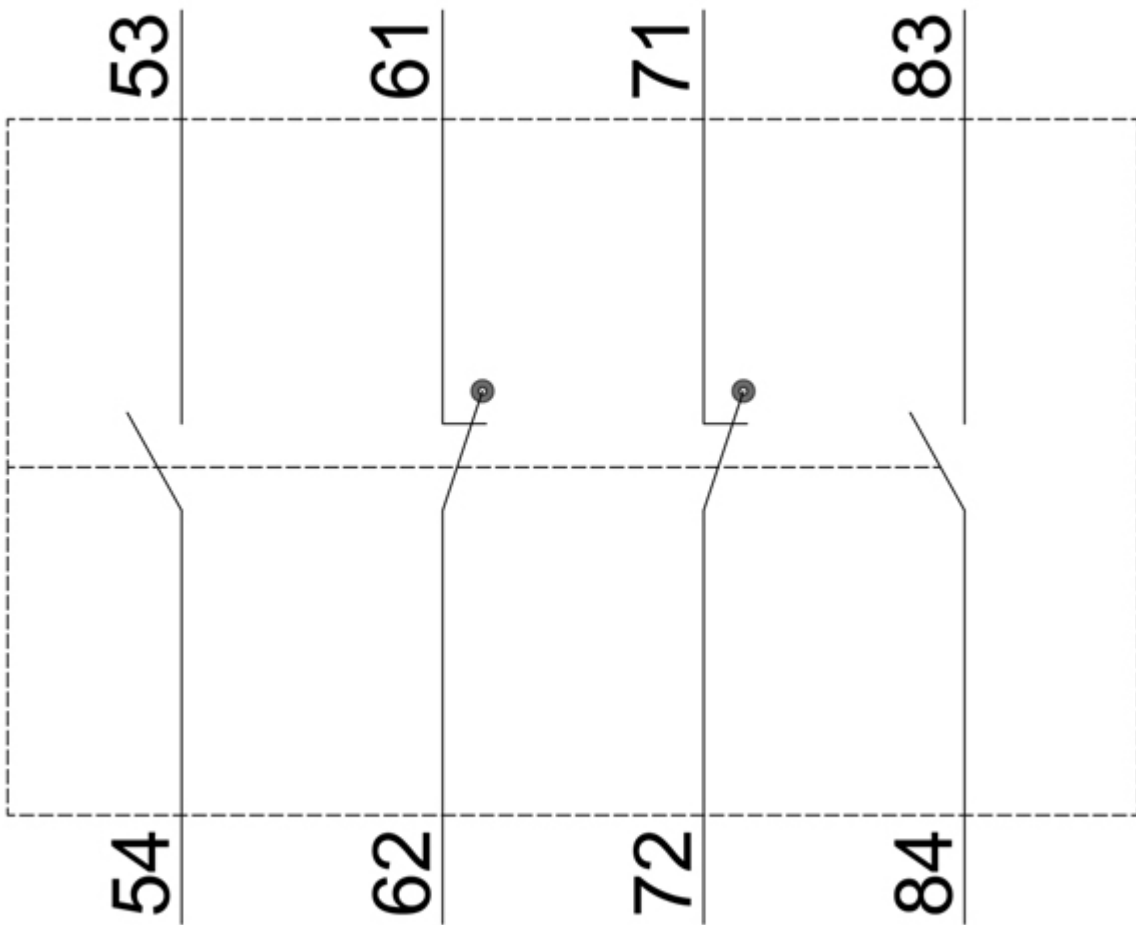
Service&Support (Manuals, Certificates, Characteristics, FAQs,...)

<https://support.industry.siemens.com/cs/ww/en/ps/3RH1921-2XA22-0MA0>

Image database (product images, 2D dimension drawings, 3D models, device circuit diagrams, EPLAN macros, ...)

http://www.automation.siemens.com/bilddb/cax_de.aspx?mlfb=3RH1921-2XA22-0MA0&lang=en





last modified:

11/5/2020 