


PTVME 6/S-P BU - Test disconnect terminal block



1350424

<https://www.phoenixcontact.com/us/products/1350424>

Please be informed that the data shown in this PDF document is generated from our online catalog. Please find the complete data in the user documentation. Our general terms of use for downloads are valid.



Test disconnect terminal block, nom. voltage: 1000 V, nominal current: 30 A, connection method: Push-in connection, Rated cross section: 6 mm², cross section: 0.5 mm² - 6 mm², color: blue

Your advantages

- Increased safety with 1,000 V nominal voltage
- The compact design allows an overall width the same as screw terminal blocks
- Quick and easy actuation with the screw-free disconnect slide
- Clearly visible and readily apparent switching state
- Use of CLIPLINE complete standard accessories

Commercial data

Item number	1350424
Packing unit	50 pc
Minimum order quantity	50 pc
Sales key	BE23
Product key	BE2333
GTIN	4063151669959
Weight per piece (including packing)	24.17 g
Weight per piece (excluding packing)	22.222 g
Customs tariff number	85369010
Country of origin	CN

1350424

<https://www.phoenixcontact.com/us/products/1350424>

Technical data

Product properties

Product type	Test disconnect terminal block
Number of connections	2
Number of rows	1
Potentials	1

Data management status

Article revision	02
------------------	----

Insulation characteristics

Overvoltage category	III
Degree of pollution	3

Electrical properties

Rated surge voltage	8 kV
Maximum power dissipation for nominal condition	1.31 W

Connection data

Number of connections per level	2
Nominal cross section	6 mm ²

Level 1+2

Stripping length	10 mm ... 12 mm
Internal cylindrical gage	A4
	B4
Connection in acc. with standard	IEC 60947-7-1
Conductor cross section rigid	0.5 mm ² ... 6 mm ²
Cross section AWG	20 ... 10 (converted acc. to IEC)
Conductor cross section flexible	0.5 mm ² ... 6 mm ²
Conductor cross section, flexible [AWG]	20 ... 10 (converted acc. to IEC)
Conductor cross-section flexible (ferrule without plastic sleeve)	0.5 mm ² ... 6 mm ² Connection only with corresponding crimp versions.
Flexible conductor cross section (ferrule with plastic sleeve)	0.5 mm ² ... 6 mm ² Connection only with corresponding crimp versions.
Conductor cross-section flexible (2 conductors with the same cross-section, with TWIN ferrule and plastic sleeve)	0.5 mm ² ... 2.5 mm ²
Nominal current	30 A (with 6 mm ² conductor cross section)
Maximum load current	30 A (with 6 mm ² conductor cross section)
Nominal voltage	1000 V
Nominal cross section	6 mm ²

Level 1+2 Connection cross sections directly pluggable

Conductor cross section rigid	0.75 mm ² ... 6 mm ²
Conductor cross-section flexible (ferrule without plastic sleeve)	1.5 mm ² ... 6 mm ²

PTVME 6/S-P BU - Test disconnect terminal block



1350424

<https://www.phoenixcontact.com/us/products/1350424>

Flexible conductor cross section (ferrule with plastic sleeve)	1 mm ² ... 6 mm ²
--	---

Dimensions

Width	8.2 mm
End cover width	2.2 mm
Height	82 mm
Depth on NS 35/7,5	54.5 mm
Depth on NS 35/15	62 mm

Material specifications

Color	blue (RAL 5015)
Flammability rating according to UL 94	V0
Insulating material group	I
Insulating material	PA
Static insulating material application in cold	-60 °C
Temperature index of insulation material (DIN EN 60216-1 (VDE 0304-21))	130 °C
Relative insulation material temperature index (Elec., UL 746 B)	130 °C
Fire protection for rail vehicles (DIN EN 45545-2) R22	HL 1 - HL 3
Fire protection for rail vehicles (DIN EN 45545-2) R23	HL 1 - HL 3
Fire protection for rail vehicles (DIN EN 45545-2) R24	HL 1 - HL 3
Fire protection for rail vehicles (DIN EN 45545-2) R26	HL 1 - HL 3
Calorimetric heat release NFPA 130 (ASTM E 1354)	28 MJ/kg
Surface flammability NFPA 130 (ASTM E 162)	passed
Specific optical density of smoke NFPA 130 (ASTM E 662)	passed
Smoke gas toxicity NFPA 130 (SMP 800C)	passed

Electrical tests

Surge voltage test

Test voltage setpoint	9.8 kV
Result	Test passed

Temperature-rise test

Requirement temperature-rise test	Increase in temperature ≤ 45 K
Result	Test passed
Short-time withstand current 4 mm ²	0.5 kA
	0.15 kA
	1.25 kA
Result	Test passed

Power-frequency withstand voltage

Test voltage setpoint	2.2 kV
Result	Test passed

Mechanical properties

1350424

<https://www.phoenixcontact.com/us/products/1350424>

Mechanical data

Open side panel	Yes
-----------------	-----

Mechanical tests

Mechanical strength

Result	Test passed
--------	-------------

Attachment on the carrier

Result	Test passed
--------	-------------

Test for conductor damage and slackening

Rotation speed	10 rpm
Revolutions	135
Conductor cross section/weight	0.5 mm ² / 0.3 kg
	6 mm ² / 1.4 kg
Result	Test passed

Environmental and real-life conditions

Aging

Temperature cycles	192
Result	Test passed

Needle-flame test

Time of exposure	30 s
Result	Test passed

Oscillation/broadband noise

Specification	DIN EN 50155 (VDE 0115-200):2018-05
Spectrum	Service life test category 2, bogie-mounted
Frequency	$f_1 = 5 \text{ Hz}$ to $f_2 = 250 \text{ Hz}$
ASD level	6.12 (m/s ²)/Hz
Acceleration	3.12g
Test duration per axis	5 h
Test directions	X-, Y- and Z-axis
Result	Test passed

Shocks

Pulse shape	Half-sine
Acceleration	30g
Shock duration	18 ms
Number of shocks per direction	3
Test directions	X-, Y- and Z-axis (pos. and neg.)
Result	Test passed

Ambient conditions

PTVME 6/S-P BU - Test disconnect terminal block



1350424

<https://www.phoenixcontact.com/us/products/1350424>

Ambient temperature (operation)	-60 °C ... 110 °C (Operating temperature range incl. self-heating; for max. short-term operating temperature, see RTI Elec.)
Ambient temperature (storage/transport)	-25 °C ... 60 °C (for a short time, not exceeding 24 h, -60 °C to +70 °C)
Ambient temperature (assembly)	-5 °C ... 70 °C
Ambient temperature (actuation)	-5 °C ... 70 °C
Permissible humidity (operation)	20 % ... 90 %
Permissible humidity (storage/transport)	30 % ... 70 %

Standards and regulations

Connection in acc. with standard	IEC 60947-7-1
----------------------------------	---------------

Mounting

Mounting type	NS 35/15
	NS 35/7,5

PTVME 6/S-P BU - Test disconnect terminal block





1350424

<https://www.phoenixcontact.com/us/products/1350424>

Approvals

To download certificates, visit the product detail page: <https://www.phoenixcontact.com/us/products/1350424>

 CSA Approval ID: 158887				
	Nominal voltage U_N	Nominal current I_N	Cross section AWG	Cross section mm^2
Use group B	600 V	30 A	26 - 10	-
Use group C	600 V	30 A	26 - 10	-

 cULus Recognized Approval ID: E60425				
	Nominal voltage U_N	Nominal current I_N	Cross section AWG	Cross section mm^2
Use group B	600 V	30 A	26 - 10	-
Use group C	600 V	30 A	26 - 10	-
Use group F	1000 V	30 A	26 - 10	-

PTVME 6/S-P BU - Test disconnect terminal block



1350424

<https://www.phoenixcontact.com/us/products/1350424>

Classifications

ECLASS

ECLASS-11.0	27141126
ECLASS-12.0	27141126
ECLASS-13.0	27250109

ETIM

ETIM 9.0	EC000902
----------	----------

UNSPSC

UNSPSC 21.0	39121400
-------------	----------

PTVME 6/S-P BU - Test disconnect terminal block



1350424

<https://www.phoenixcontact.com/us/products/1350424>

Environmental product compliance

EU RoHS

Fulfills EU RoHS substance requirements	Yes, No exemptions
---	--------------------

China RoHS

Environment friendly use period (EFUP)	EFUP-E
	No hazardous substances above the limits

EU REACH SVHC

REACH candidate substance (CAS No.)	No substance above 0.1 wt%
-------------------------------------	----------------------------

Phoenix Contact 2024 © - all rights reserved

<https://www.phoenixcontact.com>

Phoenix Contact USA
586 Fulling Mill Road
Middletown, PA 17057, United States
(+717) 944-1300
info@phoenixcon.com