

## SMD male connectors - FP 1,27/ 32-MV 1,75 - 1714940

Please be informed that the data shown in this PDF Document is generated from our Online Catalog. Please find the complete data in the user's documentation. Our General Terms of Use for Downloads are valid (<http://phoenixcontact.com/download>)

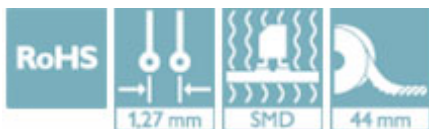


SMD male connector, Nominal current at 20 °C: 1.4 A, Test voltage: 500 V AC, number of positions: 32, pitch: 1.27 mm, color: black, contact surface: Gold, mounting: SMD soldering


The figure shows a 12-pos. version with 12 contacts

### Your advantages

- ✓ Gold-plated contacts ensure transfer quality remains stable over the long term
- ✓ Compact, high-position board-to-board or wire-to-board connectors for space-saving device designs
- ✓ Stacked, coplanar or orthogonal PCB connections enable maximum flexibility in the device
- ✓ Male and female connectors of different height can be combined – for individual PCB spacing of 8 mm ... 13.8 mm



### Key Commercial Data

Packing unit	280 pc
Minimum order quantity	280 pc
GTIN	 4 055626 403120
GTIN	4055626403120

### Technical data

#### Item properties

Brief article description	SMD male connectors
Plug-in system	FINEPITCH 1,27 mm
Type of contact	Male connector
Range of articles	FP 1,27/...-MV 1,75
Pitch	1.27 mm
Number of positions	32
Mounting type	SMD soldering
Pin layout	Linear pad geometry
Number of levels	2
Number of potentials	32

# SMD male connectors - FP 1,27/ 32-MV 1,75 - 1714940

## Technical data

### Electrical data

Nominal current at 20 °C	1.4 A (50-pos.)
Test voltage	500 V AC
Contact resistance	≤25 mΩ, (IEC 60512-2-1:2002-02)
Insulation resistance	≥ 10 GΩ, (IEC 60512-3-1:2002-02)

### Material data - contact

Note	WEEE/RoHS-compliant, free of whiskers according to IEC 60068-2-82/ JEDEC JESD 201
Contact material	Cu alloy
Surface characteristics	Selective coating
Metal surface contact area (top layer)	Gold (Au)
Metal surface contact area (middle layer)	Nickel (Ni), Palladium nickel (PdNi)

### Material data - housing

Insulating material	LCP
Insulating material group	IIIa
CTI according to IEC 60112	175
Flammability rating according to UL 94	V0

### Dimensions for the product

Length [ l ]	6 mm
Width [ w ]	25.41 mm
Height [ h ]	7.45 mm
Pitch	1.27 mm
Height (without solder pin)	6.7 mm
Pin spacing	1.27 mm
Coplanarity	≤ 0.1 mm
Dimension a	19.05 mm

### Dimensions for PCB design

Pin spacing	1.27 mm
-------------	---------

### Dimensions for the application

Contact cover	0.9 mm
Overlap length	1.5 mm
Medium offset	± 0.7 mm in longitudinal and transverse direction
Angular tolerance	± 4 ° in longitudinal direction
	± 2 ° in transverse direction
Stack height	8 mm Tolerance: +1,5 mm (in combination with Range of articles:FP 1,27/...-FV 6,25)
	10.8 mm Tolerance: +1,5 mm (in combination with Range of articles:FP 1,27/...-FV 9,05)

### Packaging information

Type of packaging	44 mm wide tape
-------------------	-----------------

## SMD male connectors - FP 1,27/ 32-MV 1,75 - 1714940

### Technical data

#### Packaging information

Pieces per package	280
Denomination packing units	Pcs.
[W] tape width	44 mm
[A] coil diameter	330 mm
[W2] coil overall dimension	50.4 mm
Outer packaging type	Transparent-Bag

#### Processing notes

Process	Reflow soldering
Specification	Following IPC/JEDEC J-STD-020E:2014-12
Moisture Sensitive Level	MSL 1
Classification temperature T <sub>c</sub>	260 °C

#### Ambient conditions

Ambient temperature (storage/transport)	-40 °C ... 70 °C
Ambient temperature (assembly)	-5 °C ... 100 °C
Ambient temperature (operation)	-55 °C ... 125 °C

#### Mechanical tests

Insertion and withdrawal force per contact	approx. 0.5 N
--	---------------

#### Air clearances and creepage distances

Air clearances and creepage distances	min. 0.4 mm
---------------------------------------	-------------

#### Service life

Service life	500 Insertion/withdrawal cycles, Performance level 1
--------------	--

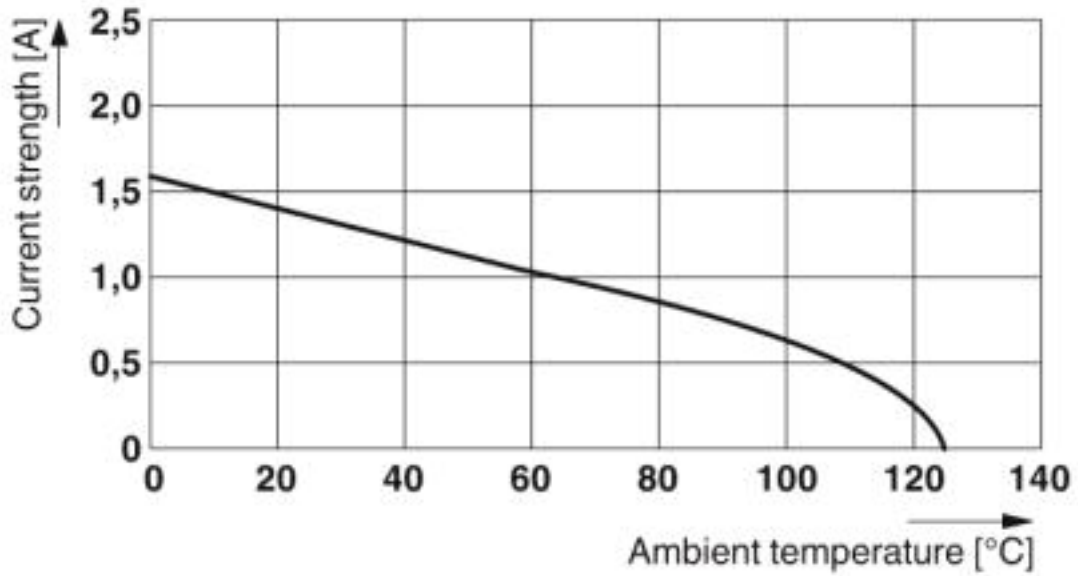
#### Environmental Product Compliance

China RoHS	Environmentally friendly use period: unlimited = EFUP-e
	No hazardous substances above threshold values

### Drawings

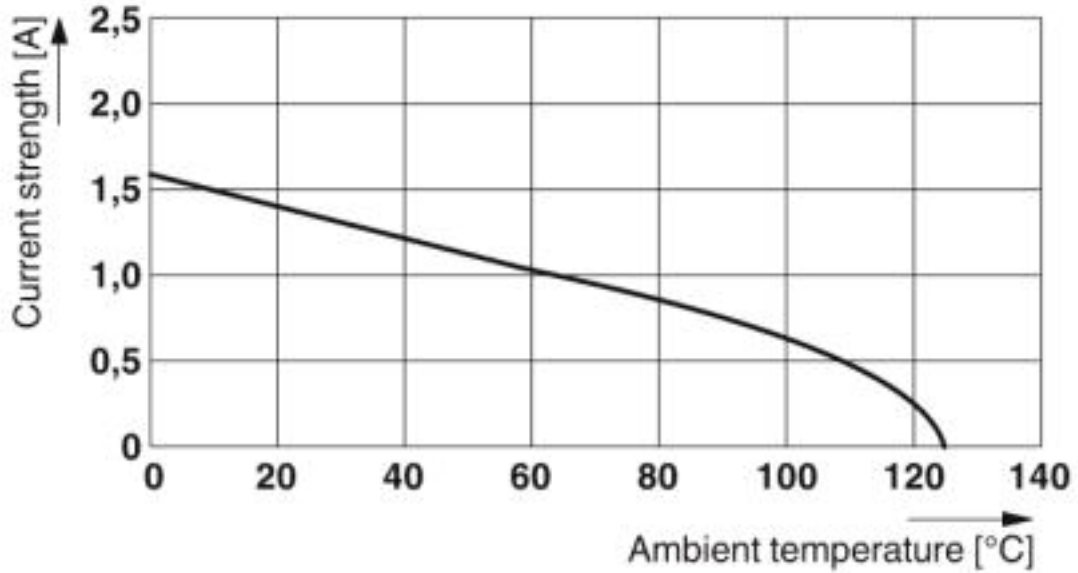
## SMD male connectors - FP 1,27/ 32-MV 1,75 - 1714940

Diagram



Type: FP 1,27/...-FH with FP 1,27/...-MV 1,75

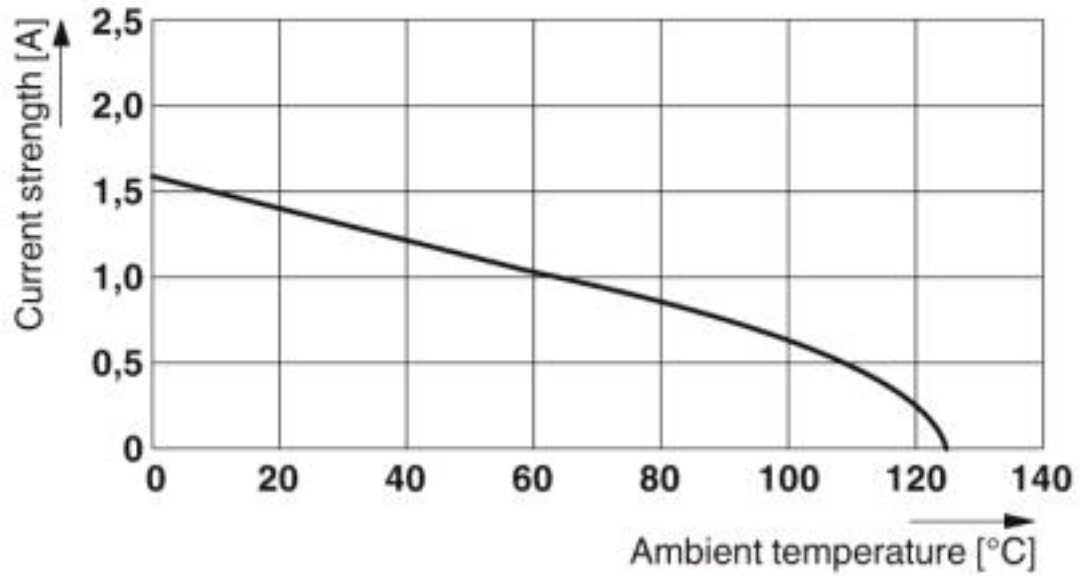
Diagram



Type: FP 1,27/...-FV 6,25 with FP 1,27/...-MV 1,75

## SMD male connectors - FP 1,27/ 32-MV 1,75 - 1714940

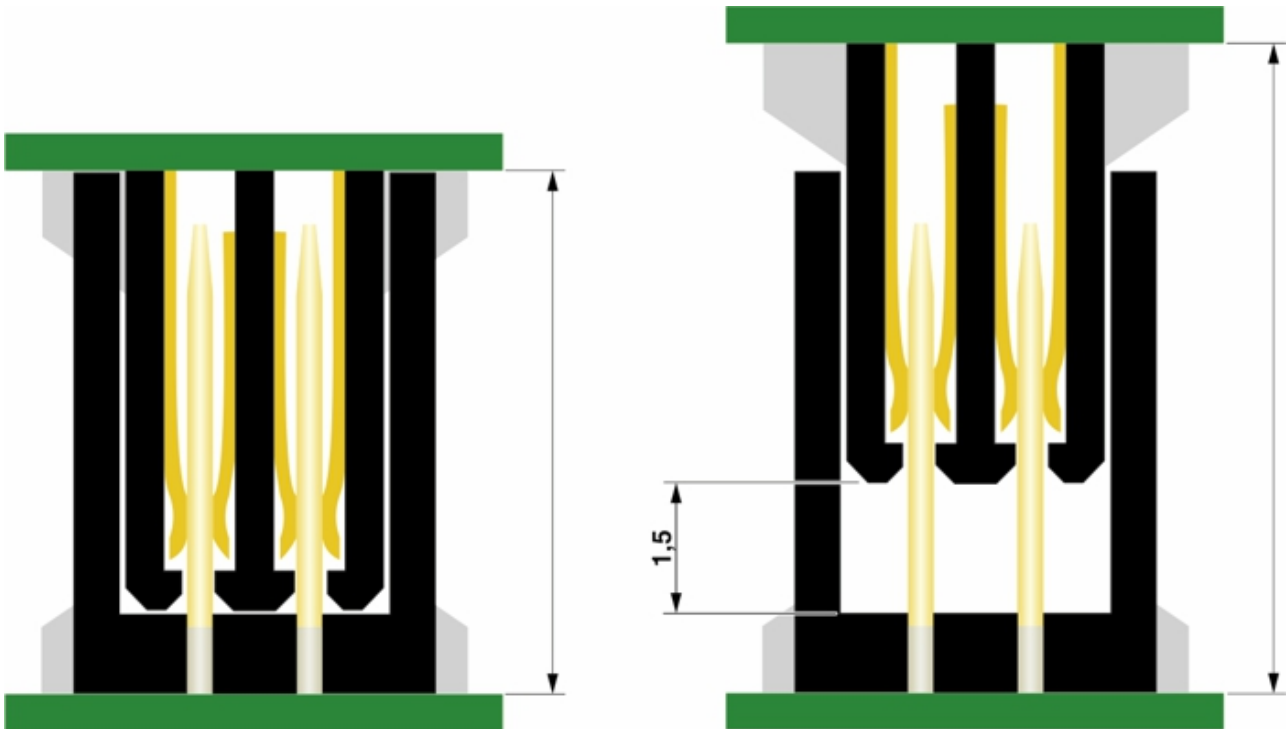
Diagram



Type: FP 1,27/...-FV 9,05 with FP 1,27/...-MV 1,75

## SMD male connectors - FP 1,27/ 32-MV 1,75 - 1714940

Schematic diagram



### Approvals

Approvals

---

Approvals

cULus Recognized

---

Ex Approvals

---

Approval details

## SMD male connectors - FP 1,27/ 32-MV 1,75 - 1714940

### Approvals

cULus Recognized



<http://database.ul.com/cgi-bin/XYV/template/LISEXT/1FRAME/index.htm> E118976-20170331

Phoenix Contact 2019 © - all rights reserved  
<http://www.phoenixcontact.com>

PHOENIX CONTACT GmbH & Co. KG  
Flachsmarktstr. 8  
32825 Blomberg  
Germany  
Tel. +49 5235 300  
Fax +49 5235 3 41200  
<http://www.phoenixcontact.com>