



SIMATIC NET, DP/AS-INTERFACE LINK ADVANCED;
 GATEWAY PROFIBUS DP/AS-INTERFACE WITH
 MASTER PROFILE M3, M4 ACC. TO EXTENDED AS-I
 SPEC. V3.0 FOR INTEGRATION IN PROFIBUS DP;
 DOUBLE MASTER WITH DISPLAY; DEGREE OF
 PROTECTION IP20.

General technical data:

Product designation		PROFIBUS DP/AS-Interface Link
Product type designation		DP/AS-i LINK Advanced (double master)
Protection class IP		IP20
Type of electrical connection of the AS-interface		Screw-type connection
Type of voltage supply		via AS-i or external 24 V supply
Operating condition separate power supply 24 V		No
Supply voltage from optional external supply voltage at DC	V	24
Consumed current		
• from profile conductors of the AS-interface		
— at 30 V maximum	mA	250
— at 24 V with AS-i Power24V maximum	mA	250
Active power loss	W	7.5
Insulation voltage Rated value	V	500
Product function suitable for AS-i Power24V		Yes
• Note		from product status 4 / firmware V2.2
Product property redundancy capability		Yes
• Note		in connection with Y-Link

Product function		
• web-based management		Yes
• Diagnostics via email		Yes
• Galvanic isolation		Yes
Display version		
• as status display by LED		SF, BF, ON, APF, CER, AUP, CM
• as status indication through display		LCD display, full graphic, backlighting, 128 x 64 pixels
Type of configuration of the AS-interface		Operator display, integrated web server, STEP7, GSD, command interface

Communication/ Protocol:

Version of the AS-interface specification		V 3.0
AS-interface master profile is supported		M4 (in acc. with AS-interface specification V 3.0)
Type of data transmission		PROFIBUS
Number of interfaces		
• as AS-interface		2
• acc. to RS 485		1
• acc. to Industrial Ethernet		1
• acc. to PROFINET		0
• acc. to wireless		0
• acc. to USB		0
• other		1
Product component optical interface		No
Protocol is supported		
• ASIsafe (Safety at work) protocol		No
• PROFIsafe protocol		No
• PROFIBUS protocol		Yes
• PROFINET IO protocol		No
• PROFINET CBA protocol		No
• TCP/IP		Yes
• SNMP		Yes
Standard for wireless communication IEEE 802.11		No

Inputs/ Outputs:

Number of inputs for AS Interface maximum		496
Number of outputs for AS Interface maximum		496
Number of AS-i slaves per AS-Interface maximum		62
Bus cycle time of the AS-interface		
• for 31 slaves	ms	5
• for 62 slaves	ms	10
Access to digital I/O data		via process image/peripheral addresses
Access to analog I/O data		via process diagram/peripheral addresses and data record transfer

Mechanical data:		
Width	mm	90
Height	mm	132
Depth	mm	88.5
Mounting type		snap-on fastening on 35 mm standard rail
Module format		IP20

Ambient conditions:		
Ambient temperature		
• if installed on horizontal mounting rail	°C	0 ... 60
• during transport	°C	-30 ... +70
• during storage	°C	-30 ... +70
Relative humidity at 25 °C during operation maximum	%	95
Installation altitude at height above sea level maximum	m	3 000

Safety related data:		
Suitability for use safety-related function		No
Explosion protection marking for intrinsic safety of related equipment		
• EEx ia		No
• EEx ib		No
Explosion protection category for gas		none
Explosion protection category for dust		none

Certificates/ approvals:				
General Product Approval	EMC	For use in hazardous locations	Declaration of Conformity	Shipping Approval



Further information

Information- and Downloadcenter (Catalogs, Brochures,...)

<http://www.siemens.com/industrial-controls/catalogs>

Industry Mall (Online ordering system)

<http://www.siemens.com/industrymall>

Cax online generator

<http://support.automation.siemens.com/WW/CAXorder/default.aspx?lang=en&mfb=6GK14152BA20>

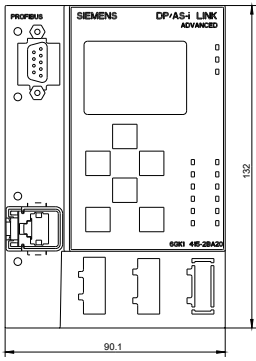
Service&Support (Manuals, Certificates, Characteristics, FAQs,...)

<https://support.industry.siemens.com/cs/ww/en/ps/6GK14152BA20>

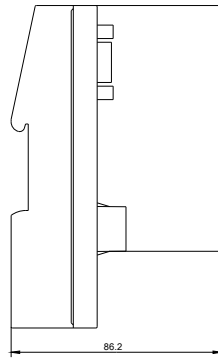
Image database (product images, 2D dimension drawings, 3D models, device circuit diagrams, EPLAN macros, ...)

http://www.automation.siemens.com/bilddb/cax_de.aspx?mfb=6GK14152BA20&lang=en

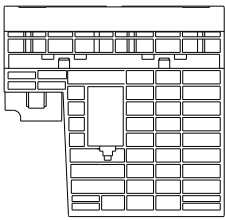
Vorne / Front



Links / Left



Oben / Top



last modified:

20.07.2015