REVISIONS					
REV.	ECN NO.	LOCATION	DESCRIPTION	DATE	DESIGN
A0	N/A		INITIAL RELEASE	/	/
A1	N/A		图面升级整理图面	2025.05.20	阿树

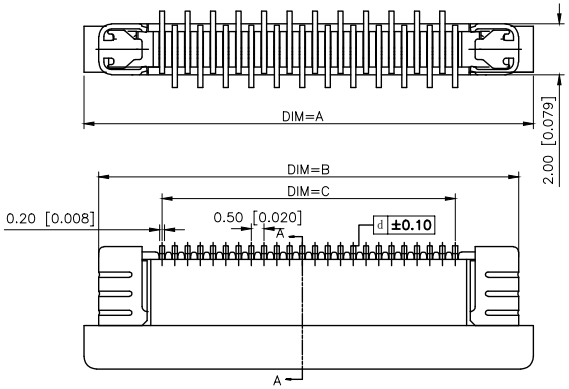

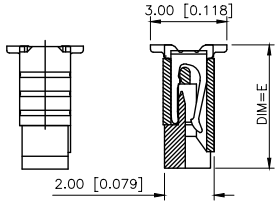

SECTION A–A

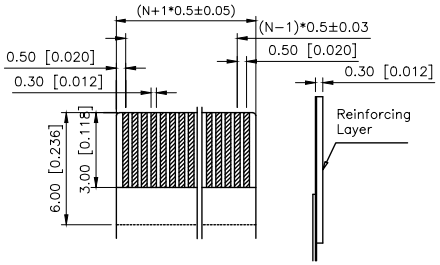

RECOMMENDED FFC/FPC DIM.

1.FPC NOT MATING CONDITION BANNED CLOSURE
2.PART NO. LEGEND:

PART NO.:

X05C20 08 G Z
① ② ③ ④

①Series Name:X05C20=0.50mm Pitch(H:2.00mm)
②Number of terminals :XX=04–67PIN
③Plating : T:Tin Over Nickel
G:Gold Flash Over Nickel
④Z:positive needle
F:negative needle

3.PERFORMANCE
3.1:CURRENT RATING:0.5A/PIN.
3.2: VOLTAGE RATING: 50V (AC/DC)
3.3:CONTACT RESISTANCE: INITIAL VALUE 30mOHM Max
3.4: INSULATION RESISTANCE: 500MOHM Min.
3.5: DIELECTRIC WITHSTANDING VOLTAGE: 250V AC FOR 1MINUTE
3.6:DURABILITY: 20 TIMES Min
3.7:OPERATING TEMPERATURE:−40℃~+85℃
OPERATING HUMIDITY RANGE:20% TO 85%

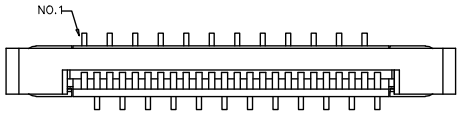

F:negative needle

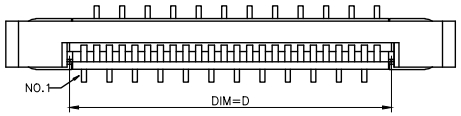

Z:positive needle

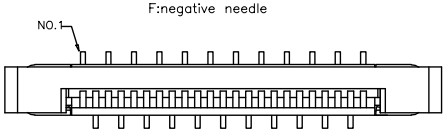

F:negative needle

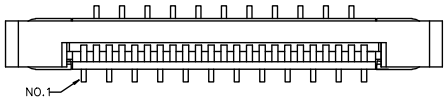

Z:positive needle

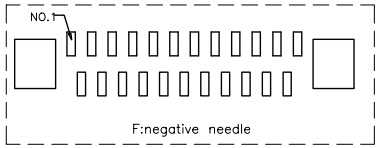

F:negative needle

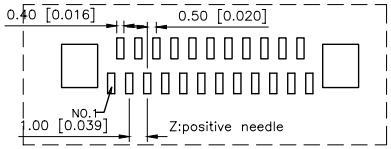

Z:positive needle

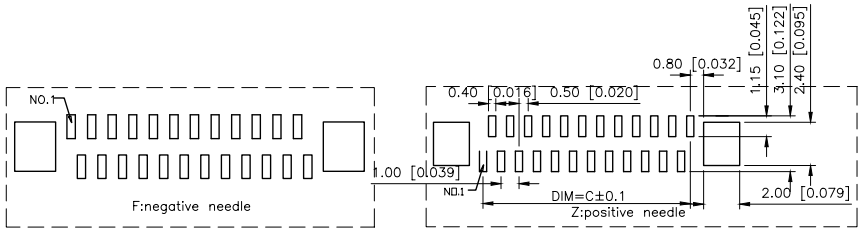

F:negative needle

Z:positive needle

Material Description:
Terminal:Phosphor Bronze Tin–Leadplated
Fitting Nail: Brass Tin–plated
Housing:Thermoplastic(UL94V–0)
Slider: Thermoplastic(UL94V–0)

NO.OF CKF	DIM.A	DIM.B	DIM.C	DIM.D	DIM.E	NO.OF CKF	DIM.A	DIM.B	DIM.C	DIM.D	DIM.E
4	7.60	6.50	1.50	2.60	4.40	33	22.10	21.00	16.00	17.10	4.40
5	8.10	7.00	2.00	3.10		34	22.60	21.50	16.50	17.60	
6	8.60	7.50	2.50	3.60		35	23.10	22.00	17.00	18.10	4.90
7	9.10	8.00	3.00	4.10		36	23.60	22.50	17.50	18.60	
8	9.60	8.50	3.50	4.60		37	24.10	23.00	18.00	19.10	
9	10.10	9.00	4.00	5.10		38	24.60	23.50	18.50	19.60	
10	10.60	9.50	4.50	5.60		39	25.10	24.00	19.00	20.10	
11	11.10	10.00	5.00	6.10		40	25.60	24.50	19.50	20.60	
12	11.60	10.50	5.50	6.60		41	26.10	25.00	20.00	21.10	
13	12.10	11.00	6.00	7.10		42	26.60	25.50	20.50	21.60	
14	12.60	11.50	6.50	7.60		43	27.10	26.00	21.00	22.10	
15	13.10	12.00	7.00	8.10		44	27.60	26.50	21.50	22.60	
16	13.60	12.50	7.50	8.60		45	28.10	27.00	22.00	23.10	
17	14.10	13.00	8.00	9.10		46	28.60	27.50	22.50	23.60	
18	14.60	13.50	8.50	9.60		47	29.10	28.00	23.00	24.10	
19	15.10	14.00	9.00	10.10		48	29.60	28.50	23.50	24.60	
20	15.60	14.50	9.50	10.60		49	30.10	29.00	24.00	25.10	
21	16.10	15.00	10.00	11.10		50	30.60	29.50	24.50	25.60	
22	16.60	15.50	10.50	11.60		51	31.10	30.00	25.00	26.10	
23	17.10	16.00	11.00	12.10		52	31.60	30.50	25.50	26.60	
24	17.60	16.50	11.50	12.60		53	32.10	31.00	26.00	27.10	
25	18.10	17.00	12.00	13.10		54	32.60	31.50	26.50	27.60	
26	18.60	17.50	12.50	13.60		55	33.10	32.00	27.00	28.10	
27	19.10	18.00	13.00	14.10		56	33.60	32.50	27.50	28.60	
28	19.60	18.50	13.50	14.60		57	34.10	33.00	28.00	29.10	
29	20.10	19.00	14.00	15.10		58	34.60	33.50	28.50	29.60	
30	20.60	19.50	14.50	15.60		59	35.10	34.00	29.00	30.10	
31	21.10	20.00	15.00	16.10		60	35.60	34.50	29.50	30.60	
32	21.60	20.50	15.50	16.60		67	39.10	39.00	33.00	34.10	

AuGLAR	±5°
X.	±0.40
X.x	±0.30
X.xx	±0.20
X.xxx	±0.15
UNSPECIFIED TOLERAuCES	

XKB Connection 星坤

DESIGN	阿树	VIEW:	MODEL TYPE: FPC CONNECTOR
CHECKED		UNIT: mm/in	PART NO.: X05C2008GZ
APPROVED		SIZE: A4	DWG NO.: X05C2008GZ

XKB INDUSTRIAL PRECISION CO.,LIMITED

SCALE	PAGE	REVISION
N/A	1/1	A1