

Shock-Safe Fuseholder, 5 x 20 / 6.3 x 32 mm, Slotted Cap, vertical



Socket with Slotted Cap

250/500 VAC · 4 W / 16 A (VDE) · 600 V · 30 A (UL/CSA)

See below:
[Approvals and Compliances](#)

Description

- Fuseholder for 600 VAC applications
- Fuseholder with high rated power acceptance
- Same drilling diagram (FUP and FUA)

Unique Selling Proposition

- Fuseholder for high performance applications
- High rated power acceptance


Applications

- Equipment with three-phase supply (400 VAC)
- Applications with rated current up to 16 A (VDE)

Weblinks

[pdf data sheet](#), [html datasheet](#), [General Product Information](#), [Packaging details](#), [Distributor-Stock-Check](#), [Accessories](#), [Detailed request for product](#), [Microsite](#)

Technical Data

Shock-Safe Category	PC2
Fuse-Link	5 x 20 or 6.3 x 32 mm
Mounting	PCB
Terminal	Solder THT
Rated Voltage	250/500 VAC (VDE), 600 V (UL/CSA)
Rated current	16 A (VDE), 30 A (UL/CSA)
Rated Power Acceptance IEC	4 W / 16 A @ Ta 23 °C Admissible power acceptance at higher ambient temperature see derating curves
Degree of Protection	IP 40
Protection Class	Suitable for appliances with protection class I or II acc. to IEC 61140
Admissible Ambient Air Temp.	-40 °C to 85 °C
Material: Socket	Thermoset, black, UL 94V-0
Material: Terminals	Tin-Plated Copper Alloy
Unit Weight	15 g
Storage Conditions	0 °C to 60 °C, max. 70% r.h.
Product Marking	 Type, Rated Voltage, Power Acc./ Current Rating, Certification marks

Soldering Methods	Wave Soldering Profile
Solderability	245 °C / 2 sec acc. to IEC 60068-2-20, Test Ta, method 1
Resistance to Soldering Heat	260 °C / 10 sec acc. to IEC 60068-2-20, Test Tb, method 1
Contact Resistance	≤ 10 mΩ at 100 mA acc. to IEC 60127-6
Dielectric Strength	> 3 kV between life parts (50 Hz: 1 min)
Impulse Withstand Voltage	> 4 kV between life parts
Insulation Resistance	≥ 10 MΩ (500 VDC: 1 min)
Overvoltage Category	III acc. to IEC 60664-1
Pollution Degree	2 (500 VAC), 3 (250 VAC) acc. to IEC 60664-1
Resistance to Vibration	acc. to IEC 60068-2-6, test Fc

Approvals and Compliances



Detailed information on product approvals, code requirements, usage instructions and detailed test conditions can be looked up in [Details about Approvals](#)

SCHURTER products are designed for use in industrial environments. They have approvals from independent testing bodies according to national and international standards. Products with specific characteristics and requirements such as required in the automotive sector according to IATF 16949, medical technology according to ISO 13485 or in the aerospace industry can be offered exclusively with customer-specific, individual agreements by SCHURTER.

Approvals




The approval mark is used by the testing authorities to certify compliance with the safety requirements placed on electronic products.

Approval Reference Type: FUA

Approval Logo	Certificates	Certification Body	Description
	VDE Approvals	VDE	VDE Certificate Number: 40045336
	UL Approvals	UL	UL File Number: E39328



Product standards

Product standards that are referenced

Organization	Design	Standard	Description
	Designed according to	IEC 60127-6	Miniature fuses. Part 6. Fuse-holders for miniature fuse-links
	Designed according to	UL 4248-1	Fuseholder general requirements
	Designed according to	CSA C22.2 no. 4248.1	Fuseholder general requirements






Application standards

Application standards where the product can be used

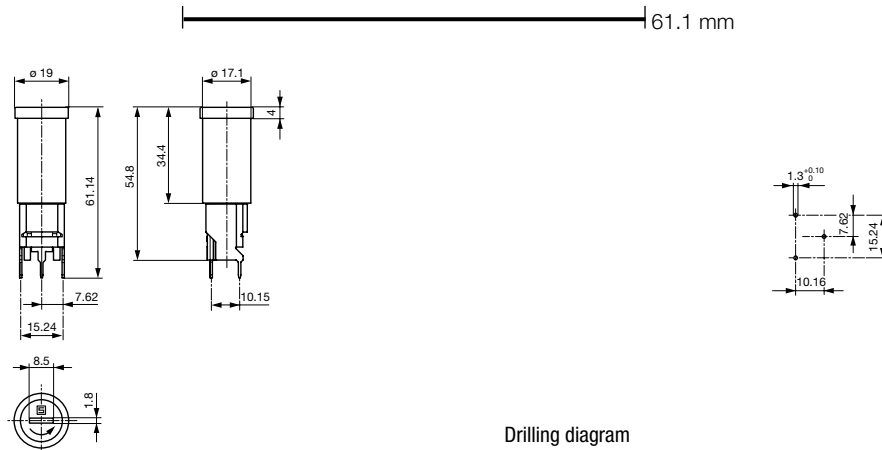
Organization	Design	Standard	Description
	Designed for applications acc.	IEC/UL 60950	IEC 60950-1 includes the basic requirements for the safety of information technology equipment.
	Designed for applications acc.	IEC 60335-1	Safety of electrical appliances for household and similar purposes. Meets the requirements for appliances in unattended use. This includes the enhanced requirements of glow wire tests acc. to IEC 60695-2-11 or -12 & -13.

Compliances

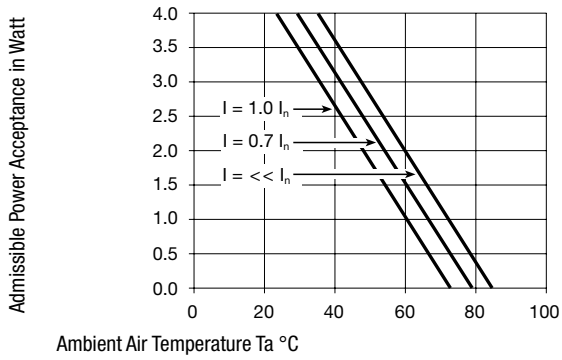
The product complies with following Guide Lines

Identification	Details	Initiator	Description
	CE declaration of conformity	SCHURTER AG	The CE marking declares that the product complies with the applicable requirements laid down in the harmonisation of Community legislation on its affixing in accordance with EU Regulation 765/2008.
	RoHS	SCHURTER AG	Directive RoHS 2011/65/EU, Amendment (EU) 2015/863
	China RoHS	SCHURTER AG	The law SJ / T 11363-2006 (China RoHS) has been in force since 1 March 2007. It is similar to the EU directive RoHS.
	REACH	SCHURTER AG	On 1 June 2007, Regulation (EC) No 1907/2006 on the Registration, Evaluation, Authorization and Restriction of Chemicals 1 (abbreviated as "REACH") entered into force.
	White paper Glow wire test	SCHURTER AG	Meets the requirements of IEC 60335-1 for appliances in unattended use. This includes the enhanced requirements of glow wire tests acc. to IEC 60695-2-11 or -12 & -13.

Dimension [mm]



Derating Curves



All Variants

Holder	Cap	Fuse-Link	Degree of Protection	Remark	Order Number
●	slotted	5 x 20mm	IP40	0031.2550 + 0031.2323	0031.2560
●	slotted	6.3 x 32mm	IP40	0031.2550 + 0031.2321	0031.2570

Most Popular.

Availability for all products can be searched real-time: <https://www.schurter.com/en/Stock-Check/Stock-Check-SCHURTER>

Packaging Unit Bulk (25 pcs.)

Required Accessory

Description



Caps to FUL, FUP, FUA
 Caps to Holder FUL, FUP, FUA