

Product data sheet

Miniature connectors

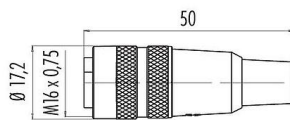


Product description	M16 Female cable connector, Contacts: 4 (04-a), 6.0-8.0 mm, unshielded, solder, IP40
Area	series 680
Part no.	09 0310 02 04

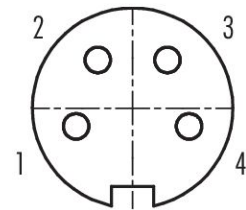
Illustration



Scale drawing



Contact arrangement (Plug-in side)



You can find the assembly instructions on the next page.

Technical data

General features

Part no.	09 0310 02 04
Connector design	Female cable connector
Type standard	DIN EN 61076-2-106
Version	Connector socket straight
Connector locking system	screw
Termination	solder
Degree of protection	IP40
Cross-sectional area	0.75 mm ² / AWG 18
Cable outlet	6.0-8.0 mm
Temperature range from/to	-40 °C / 85 °C
Mechanical operation	> 1000 Mating cycles
Weight (g)	18.55
Customs tariff number	85369010
Country of Origin	DE

Electrical parameters

Rated voltage	250 V
Rated impulse voltage	1500 V
Rated current	6.0 A
Insulation resistance	$\geq 10^{10} \Omega$
Pollution degree	1
Overvoltage category	I
Insulating material group	III
EMC compliance	unshielded

Product data sheet

Miniature connectors



Product description **M16 Female cable connector, Contacts: 4 (04-a), 6.0-8.0 mm, unshielded, solder, IP40**

Area **series 680**
Part no. **09 0310 02 04**

Material

Housing material	PA
Contact body material	PBT (UL94 V-0)
Contact material	CuSn (bronze)
Contact plating	Ag (silver)
REACH SVHC	CAS 7439-92-1 (Lead)
SCIP number	61e0b5b3-56d9-400d-b900-6fe241a6fd16

Classifications

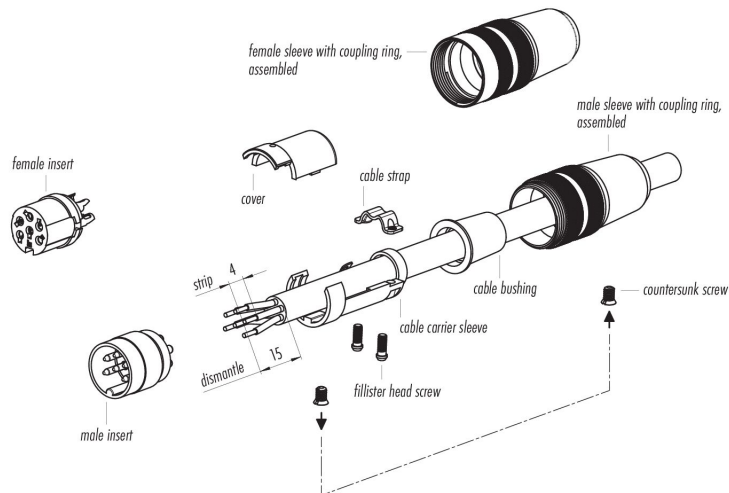
eCl@ss 11.1	27-44-01-09
ETIM 9.0	EC003569

Declarations of conformity

Low Voltage Directive	2014/35/EU (EN 60204-1:2018;EN 60529:1991)
-----------------------	--

Assembly instructions

1. Bead cable carrier sleeve, cable bushing and sleeve with coupling ring to cable.
2. Dismantle cable to 15 mm length.
3. Strip and solder single wires.
4. If necessary, twist shield and solder to solder eye.
5. Place the cover on the cable carrier sleeve and fasten the cable strap with fillister head screws.
6. Push assembled part with contact insert into the sleeve and fasten with countersunk screw.



Product description	M16 Female cable connector, Contacts: 4 (04-a), 6.0-8.0 mm, unshielded, solder, IP40
Area	series 680
Part no.	09 0310 02 04

General Disclaim Notice

The connector must not be plugged or unplugged under load. Non-observance and improper use can result in personal injury.

The connectors have been developed for applications in plant engineering, control and electrical equipment construction. The user is responsible for checking whether the connectors can also be used in other areas of application.

To protect against unintentional opening of the connector, the thread between the housing and the connector head must be secured with a suitable cyanoacrylate adhesive when used in circuits with voltages dangerous to the touch. This does not apply to connectors used in SELV and PELV circuits according to IEC 61140 (EN 61140, VDE 0140-1).

Connectors which are used in circuits with voltages dangerous to the touch may only be installed and used by, or under the supervision of, persons with electrical engineering training, taking into account the applicable regulations and standards.

The user must take suitable safety precautions to ensure that the connector cannot be accidentally disconnected.

The plug connector is not suitable for mains voltages Please observe the pollution degree and the overvoltage category. For further information, please refer to the download center "Technical Information".

To lock the cable connector with the device connector, the threaded ring is tightened "hand-tight" (approx. 60 cNm).