

DATE	SYM	REVISION RECORD	AUTH	DR

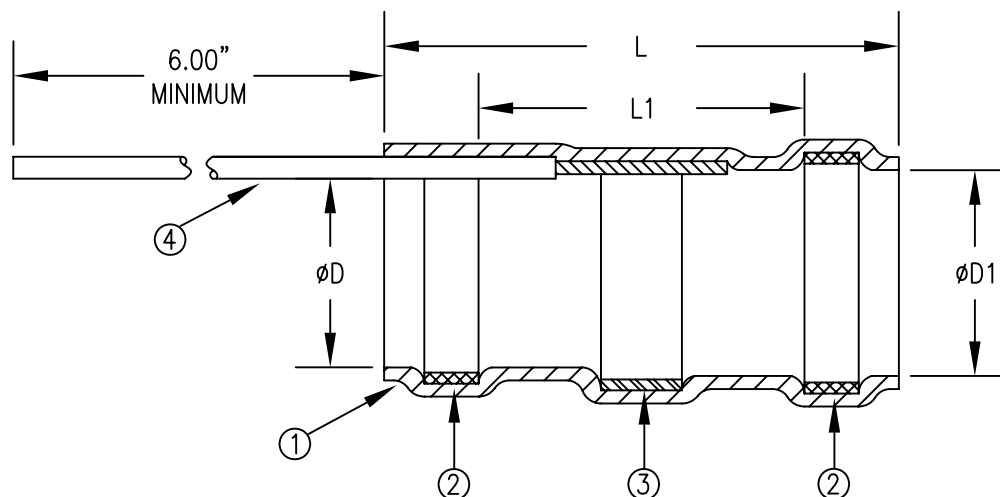



TABLE I: PRODUCT DETAILS

SAE AS83519/2 PART NUMBER	MARKING CODE *CLASS II NO. "SO" PREFIX	SUMITOMO PART NUMBER *CLASS II ADD. -C2 SUFFIX	L $\pm .070$	L1 MINIMUM	ϕD MINIMUM	$\phi D1$ MINIMUM
AS83519/2-1	S0201S	H-ML-1	.650	.325	.075	.105
AS83519/2-2	S0202S	H-ML-2	.650	.325	.105	.145
AS83519/2-3	S0203S	H-ML-3	.650	.325	.170	.200
AS83519/2-4	S0204S	H-ML-4	.750	.325	.235	.255
AS83519/2-5	S0205S	H-ML-5	.750	.325	.275	.300

MATERIALS:

- ① INSULATION SLEEVE:
HEAT-SHRINKABLE, RADIATION CROSSLINKED, MODIFIED POLYVINYLIDENE FLUORIDE.
COLOR = TRANSPARENT BLUE.
- ② MELTABLE SEALING RING:
THERMALLY STABILIZED THERMOPLASTIC. COLOR = 2 BLUE.
- ③ SOLDER PREFORM:
ALLOY - Sn63 WITH RED THERMOCHROMIC INDICATOR, EUTECTIC AT 183°C. PER ANSI-J-STD-006.
*(CLASS II = NO RED THERMOCHROMIC INDICATOR)
FLUX - ROL1 TYPE RMA FLUX FOR SILVER OR TIN APPLICATIONS. PER ANSI-J-STD-004.
- ④ PRE-INSTALLED WIRE LEAD PER MIL-W-22759/32-20-90.

DIMENSIONS ARE IN INCHES TOLERANCES: (EXCEPT AS NOTED)			
LINEAR 0.0 = N/A 0.00 = N/A 0.000 = N/A	ANGULAR 0° = N/A 0°0' = N/A 0°00' = N/A		
An STS PRODUCT		915 ARMORLITE DR., SAN MARCOS, CA 92069	
DRAWN N. CANADAY 04-11-07		TITLE: SOLDER TERMINATION SLEEVE WITH PRE-INSTALLED LEAD ENVIRONMENT RESISTANT. SAE AS83519/2 QUALIFIED.	
APPROVED Jon M. Mills 04-11-07		DRAWING NUMBER: H-ML-X SAE AS83519/2 (1-5)	
OTHER REF. SAE AS83519/2 (1-5)		REPLACES DWG NO.: SAE AS83519/2	
ORIG. DATE 04-11-07		SCALE: NONE	
		CAD NO. H-ML-X SAE AS83519/2 (1-5)	
		SHEET 1 OF 2	

DATE	SYM	REVISION RECORD	AUTH	DR

RECOMMENDED CABLE PREPARATIONS:

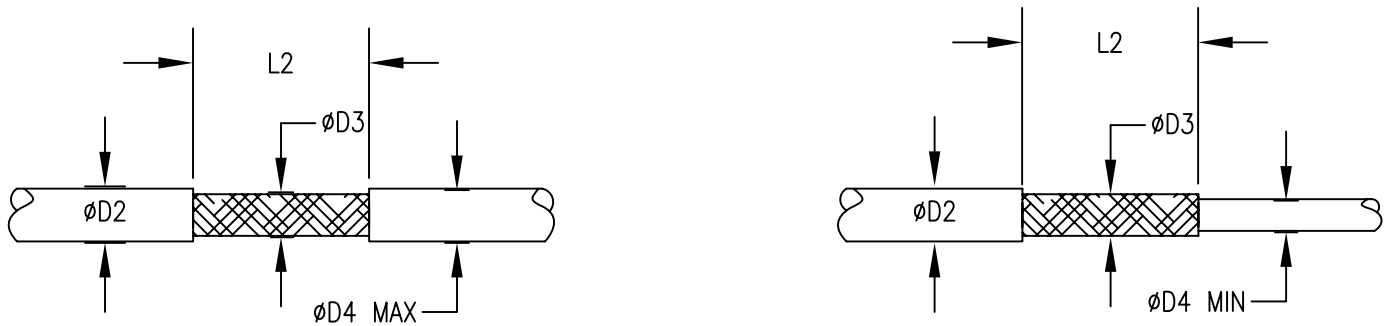


TABLE II: CABLE PREPARATION MEASUREMENTS

SUMITOMO PART NUMBER <small>*CLASS II ADD. -C2 SUFFIX</small>	øD2 MAXIMUM	øD3 MINIMUM	øD4 MAXIMUM	øD4 MINIMUM	L2 RANGE
H-ML-1	.105	.035	.075	.020	.250-.325
H-ML-2	.145	.055	.105	.030	.250-.325
H-ML-3	.200	.085	.170	.050	.250-.325
H-ML-4	.255	.130	.235	.070	.250-.325
H-ML-5	.300	.170	.275	.100	.250-.325

NOTES:

1. THESE PRODUCTS ARE TESTED AND QUALIFIED TO SAE AS83519/2 STANDARDS AND ARE LISTED ON THE QPL (CLASS I). PLEASE REFER TO THE SUMITOMO ELECTRIC STS INSTALLATION GUIDE FOR RECOMMENDED ASSEMBLY INFORMATION.
2. TEMPERATURE RANGE: -55°C TO +150°C.
3. SEIP CAGE CODE: 1JX75.

DIMENSIONS ARE IN INCHES TOLERANCES: (EXCEPT AS NOTED)		 915 ARMORLITE DR., SAN MARCOS, CA 92069	
LINEAR 0.0 = N/A 0.00 = N/A 0.000 = N/A	ANGULAR 0° = N/A 0°0' = N/A 0°00' = N/A		
TITLE: SOLDER TERMINATION SLEEVE WITH PRE-INSTALLED LEAD ENVIRONMENT RESISTANT. SAE AS83519/2 QUALIFIED.		DRAWING NUMBER: H-ML-X SAE AS83519/2 (1-5)	
An STS PRODUCT		REPLACES DWG NO.: SAE AS83519/2	
DRAWN N. CANADAY 04-11-07 APPROVED Jon M. Mills 04-11-07	OTHER REF. SAE AS83519/2 (1-5)	ORIG. DATE 04-11-07	SCALE: NONE CAD NO. H-ML-X SAE AS83519/2 (1-5)
SHEET 2 OF 2		REV -	