


# Gap Pad® 2000SF

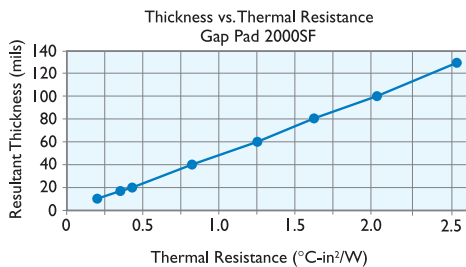
Thermally Conductive, Silicone-Free Gap Filling Material

## Features and Benefits

- High thermal conductivity: 2 W/m-K
- Natural inherent tack reduces interfacial thermal resistance and aids assembly
- Conforms to demanding contours and maintains structural integrity with little stress applied to fragile component leads
- Fiberglass reinforced for puncture, shear and tear resistance



Gap Pad 2000SF is a silicone-free insulating material. Silicone-sensitive applications benefit from this fiberglass-reinforced gap filling material, which combines electrical isolation with exceptional thermal performance (2.0 W/mK). While highly thermally conductive, the material is exceptionally soft and more compliant than other silicone-free materials. Gap Pad 2000SF is capable of conforming to the most demanding contours while applying little stress on component leads.



Note: Resultant thickness is defined as the final gap thickness of the application.

TYPICAL PROPERTIES OF GAP PAD 2000SF						
PROPERTY	IMPERIAL VALUE	METRIC VALUE	TEST METHOD			
Color	Green	Green	Visual			
Reinforcement Carrier	Fiberglass	Fiberglass	—			
Thickness (inch) / (mm)	0.010 to 0.125	0.254 to 3.175	ASTM D374			
Inherent Surface Tack (1 or 2 sided)	2	2	—			
Density (g/cc)	2.8	2.8	ASTM D792			
Heat Capacity (J/g-K)	1.0	1.0	ASTM C351			
Hardness (Bulk Rubber) (Shore 00) (1)	70	70	ASTM D2240			
Young's Modulus (psi) / (kPa) (2)	33	228	ASTM D575			
Continuous Use Temp (°F) / (°C)	-76 to 257	-60 to 125	—			
<b>ELECTRICAL</b>						
Dielectric Breakdown Voltage (Vac)	>5000	>5000	ASTM D149			
Dielectric Constant (1000 Hz)	6.0	6.0	ASTM D150			
Volume Resistivity (Ohm-meter)	10 <sup>8</sup>	10 <sup>8</sup>	ASTM D257			
Flame Rating	V-O	V-O	U.L. 94			
<b>THERMAL</b>						
Thermal Conductivity (W/m-K)	2.0	2.0	ASTM D5470			
<b>THERMAL PERFORMANCE vs. PRESSURE</b>						
	Pressure (psi)	10	25	50	100	200
TO-220 Thermal Performance (°C/W) (10 mil)		2.26	2.22	2.10	1.95	1.74
Thermal Impedance (°C-in²/W) (3)		0.67	0.50	0.42	0.39	0.37

1) Thirty second delay value Shore 00 hardness scale. 2) Young's Modulus, calculated using 0.01 in/min. step rate of strain with a sample size of 0.79 inch<sup>2</sup>. For more information on Gap Pad modulus, refer to Bergquist Application Note #116. 3) The ASTM D5470 test fixture was used. The recorded value includes interfacial thermal resistance. These values are provided for reference only. Actual application performance is directly related to the surface roughness, flatness and pressure applied.

## Typical Applications

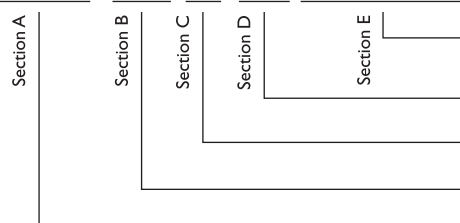
- Automotive brushed motors
- Optical Applications
- Relays or other electrical components with open contacts
- Set top boxes
- Hard Drives

## Configurations Available:

- Die-cut parts are available in any shape or size, separated or in sheet form.
- Standard material thicknesses of 10, 15, 20, 40, 60, 80, 100 and 125 mil.
- Custom thicknesses available upon request.

## Building a Part Number

GP2000SF - 0.020 - 02 - 0816 - NA



## Standard Options

example

NA = Selected standard option. If not selecting a standard option, insert company name, drawing number, and revision level.

0816 = Standard sheet size 8" x 16", or 00 = custom configuration

02 = Natural tack, both sides

Standard thicknesses available: 0.010", 0.015", 0.020", 0.040", 0.060", 0.080", 0.100", 0.125"

GP2000SF = Gap Pad 2000SF Material

Note: To build a part number, visit our website at [www.bergquistcompany.com](http://www.bergquistcompany.com).

Gap Pad®: U.S. Patent 5,679,457 and others



[www.bergquistcompany.com](http://www.bergquistcompany.com)

The Bergquist Company - North American Headquarters  
18930 West 78th Street  
Chanhassen, MN 55317  
Phone: 800-347-4572  
Fax: 952-835-0430

The Bergquist Company - European Headquarters  
Bramenberg 9a, 3755 BT Eemnes  
Netherlands  
Phone: 31-35-5380684  
Fax: 31-35-5380295

The Bergquist Company - Asia  
Room 15, 8/F Wah Wai Industrial Centre  
No. 38-40, Au Pui Wan Street  
Fotan, Shatin, N.T. Hong Kong  
Ph: 852,2690,9296  
Fax: 852,2690,2344

All statements, technical information and recommendations herein are based on tests we believe to be reliable, and THE FOLLOWING IS MADE IN LIEU OF ALL WARRANTIES, EXPRESSED OR IMPLIED, INCLUDING THE IMPLIED WARRANTIES OF MARKETABILITY AND FITNESS FOR PURPOSE. Sellers' and manufacturers' only obligation shall be to replace such quantity of the product proved to be defective. Before using, user shall determine the suitability of the product for its intended use, and the user assumes all risks and liability whatsoever in connection therewith. NEITHER SELLER NOR MANUFACTURER SHALL BE LIABLE EITHER IN TORT OR IN CONTRACT FOR ANY LOSS OR DAMAGE, DIRECT, INCIDENTAL OR CONSEQUENTIAL, INCLUDING LOSS OF PROFITS OR REVENUE ARISING OUT OF THE USE OR THE INABILITY TO USE A PRODUCT. No statement, purchase order or recommendations by seller or purchaser not contained herein shall have any force or effect unless in an agreement signed by the officers of the seller and manufacturer.

PDS\_GP\_2000SF\_1206

# Mouser Electronics

Authorized Distributor

Click to View Pricing, Inventory, Delivery & Lifecycle Information:

[Bergquist Company:](#)

[GP2000S40-0.020-02-0816](#) [GP2000S40-0.060-02-0816](#) [GP2000S40-0.125-02-0816](#) [GP2000S40-0.040-02-0816](#)  
[GP2000S40-0.080-02-0816](#) [GP2000S40-0.100-02-0816](#)