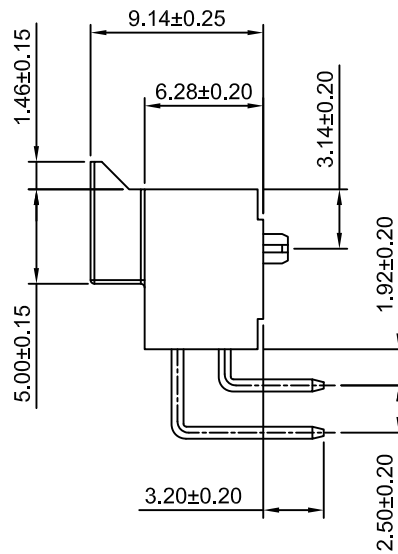
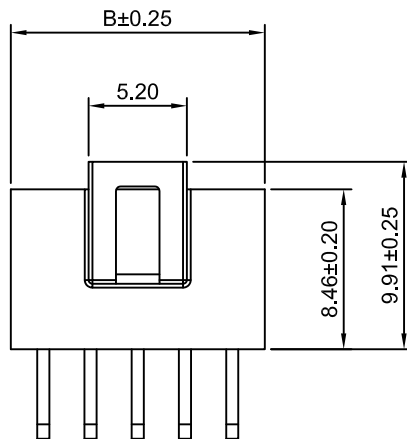
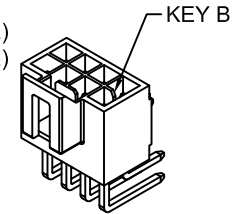
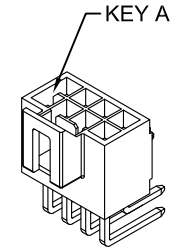


P.C.B LAYOUT



Ordering Information:
 A2509WRA-F-2xXP - *** - ***
 1 2 3

- 1.Part NO.
- 2.Color & Style.
 (Blank):Black,KEY A
 NAT:Natural,KEY B
- 3.Finish.
 (Blank): Tin over Nickel
 G: Gold over Nickel
 G15: Gold over Nickel (Au:15u",Mating Area)
 G30: Gold over Nickel (Au:30u",Mating Area)



SPECIFICATIONS:

Current Rating: 7.5A AC,DC (Max.)
 Voltage Rating: 250V AC,DC
 Temperature Range: -40°C ~ +105°C
 Contact Resistance: 10mΩ Max
 Insulation Resistance: 1000MΩ Min
 Withstanding Voltage:1500VAC/minute
 Pin Material: Brass
 Material: LCP,UL94V-0

Ordering Information & Dimensions

Circuits	Dimensions(mm)		Circuits	Dimensions(mm)	
	A	B		A	B
2x2P	2.50	5.94	2x6P	12.50	15.94
2x3P	5.00	8.44	2x7P	15.00	18.44
2x4P	7.50	10.94	2x8P	17.50	20.94
2x5P	10.00	13.44			

CJTconn CHANGJIANG CONNECTORS CO.,LTD.

Unit: mm, Scale: 2.5:1, Sheet: 1 of 2

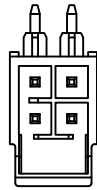
Draw By: Diankui Wan, Approved: Jack Yin

General Tolerance

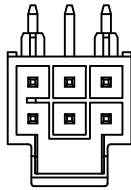
x.x±0.25, x.xx±0.20, x.xxx±0.15, PROJECT symbol

Title: 2.50mm Pitch
 90° Dual Row Wafer
 DRAW NO: A2509WRA-F-2xXP, REV A0

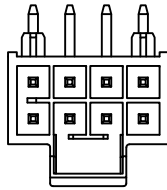
REV	DESCRIPTION	DATE
A0	NEW RELEASE	2021.11.04



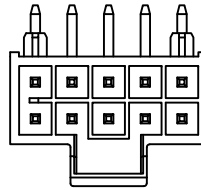
2x2P
KEY A



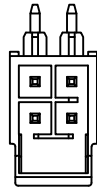
2x3P
KEY A



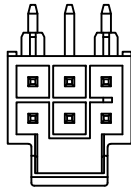
2x4P
KEY A



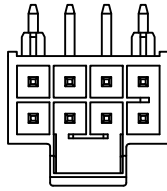
2x5P
KEY A



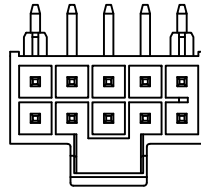
2x2P
KEY B



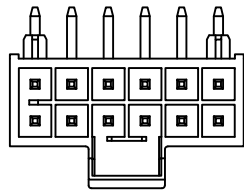
2x3P
KEY B



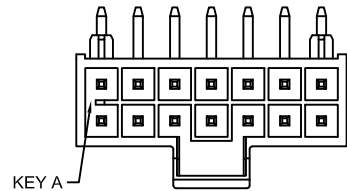
2x4P
KEY B



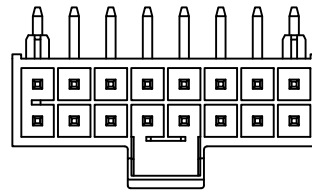
2x5P
KEY B



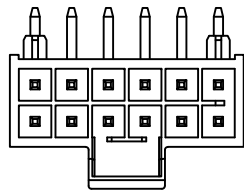
2x6P
KEY A



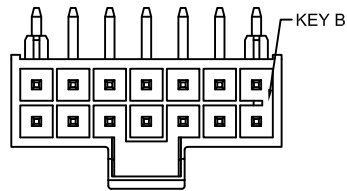
2x7P
KEY A



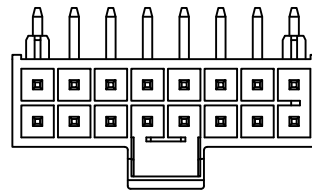
2x8P
KEY A



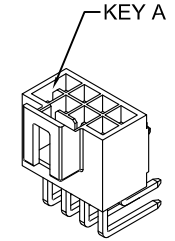
2x6P
KEY B



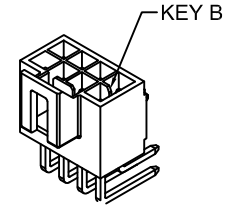
2x7P
KEY B



2x8P
KEY B



KEY A



KEY B

CJ Conn CHANGJIANG CONNECTORS CO.,LTD.			Title : 2.50mm Pitch	
Unit mm	Scale 2:1	Sheet 2 of 2	90° Dual Row Wafer	
Draw By: Diankui Wan	Approved : Jack Yin		DRAW NO: A2509WRA-F-2xXP	
General Tolerance			REV A0	
A0	NEW RELEASE	2018.06.25	x.x±0.25 x.xx±0.20 x.xxx±0.15	PROJECT
REV	DESCRIPTION	DATE		

A0	NEW RELEASE	2018.06.25
REV	DESCRIPTION	DATE