REVISIONS					
REV.	ECN NO.	LOCATION	DESCRIPTION	DATE	DESIGN
A0	N/A		INITIAL RELEASE	/	/
A1	N/A		图面升级整理图面	2025.2.19	阿树

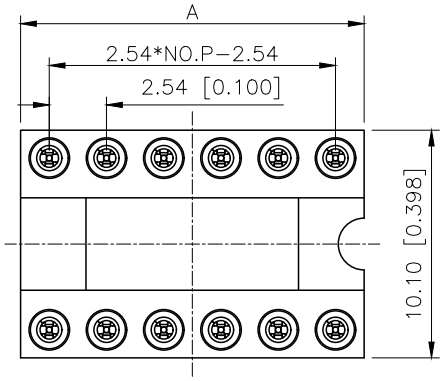

2x02pin~2x08pin

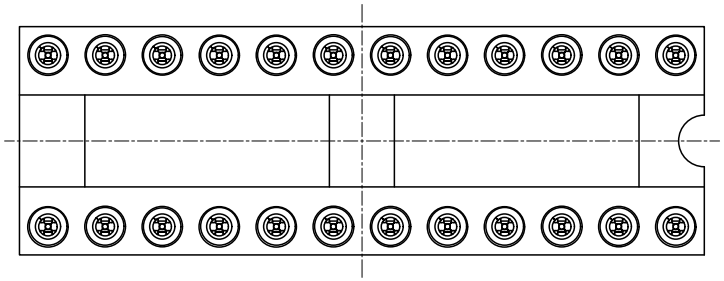

2x09pin~2x15pin

Technical Date
Pin(outer sleeve):Brass,machined CuZn38pb2
Cllp (Contact 4 FInger):Beryllium copper,heat teated
Insulator:PBT UL94V-0 colour:black
Gold Plated:2um''/80u''NI,GF
Current rating:3Amps
Mechanical Life:min 500 cycles
Contact resistance: 10mΩ max
Dielectric strength:1000V
Operaling temperature:-40°C~+105°C
Soldering temperature:+255℃

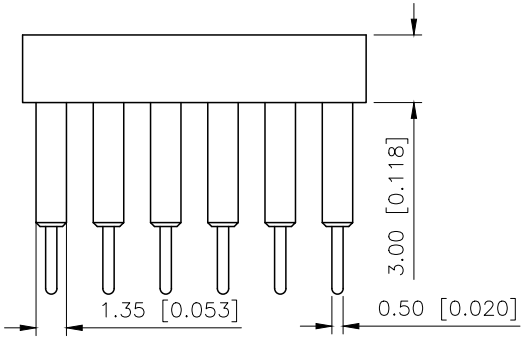

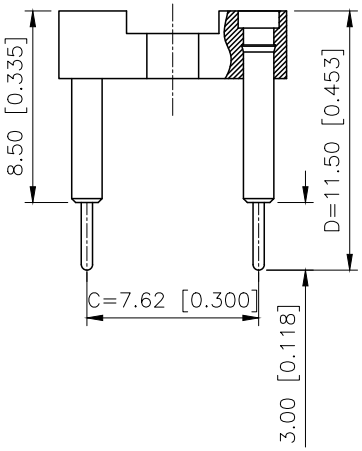

PART NO.:

X5621 F V-2x07-C762 D1150-1150
① ② ③ ④ ⑤ ⑥ ⑦

①Series No
②Category:F-Female
③Welding Board Angle:V-Stright 180°
④Row No-Pin No:2xXX-2x01Pin-2xXXPin
⑤Line spacing:C=7.62mm
⑥Pin Length:D=11.50mm
⑦1150:Type1150

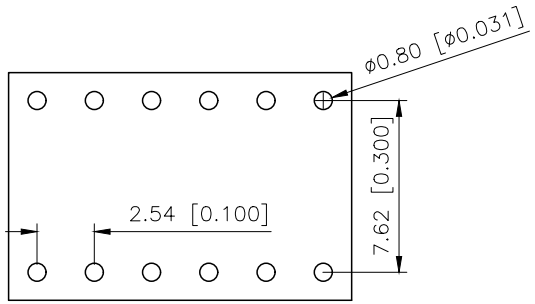

Recommended P.C.B
Layout(±0.05)

Dimensions(mm)			
Poles	A	Poles	A
2x02	5.08	2x09	22.86
2x03	7.62	2x10	25.40
2x04	10.16	2x11	27.94
2x05	12.70	2x12	30.48
2x06	15.24	2x13	33.02
2x07	17.78	2x14	35.56
2x08	20.32	2x15	38.10

PART NO	Material	Material(Pin)	Suitable XKB Wafer
X5621FV-2x07-C762D1150-1150	PBT	Brass	X5621W

AuGLAR	±5°
X.	±0.40
X.x	±0.30
X.xx	±0.20
X.xxx	±0.15
UNSPECIFIED TOLERAuCES	

XKB 星河 Connection

XKB INDUSTRIAL PRECISION CO.,LIMITED

DESIGN	阿树	VIEW:	MODEL TYPE: 2.54mm BTB Style Connector
CHECKED		UNIT: mm/in	PART NO.: X5621FV-2x07-C762D1150-1150
APPROVED		SIZE: A4	DWG NO.: X-X5621FV-2x07-C762D1150-1150

SCALE	PAGE	REVISION
N/A	1/1	A1