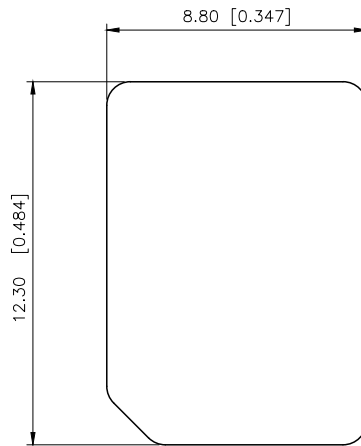
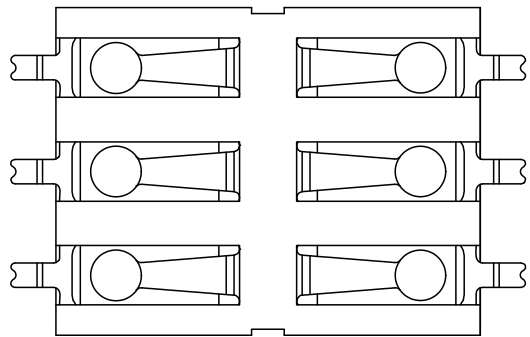



REVISIONS					
REV.	ECN NO.	LOCATION	DESCRIPTION	DATE	DESIGN
A0	N/A		INITIAL RELEASE	/	/
A1	N/A		图面升级整理图面	2025.05.15	阿树



4FF SIM CARD



NOTE:
 1.ELECTRICAL CHARACTERISTICS
 1-1. CURRENT RATE: 1.0A
 1-2. CONTACT RESISTANCE: 100 Milliohms
 MAX
 1-3. INSULATION RESISTANCE: 1,000 Megohms
 MIN.
 1-4. DIELECTRIC WITHSTANDING VOLTAGE:
 500V AC
 FOR 1 MINUTE.
 2. RoHS 2002/95/EC COMPLIANT.



②	Terminal	6	COPPER ALLOY	
①	Housing	1	HI-TEMP.PLASIC UL 94V-0	BLACK
ITEM	PAPT NAMF	QTY	MATERIAL	FINISHING

AuGLAR	±5°
X.	±0.40
X.x	±0.30
X.xx	±0.20
X.xxx	±0.15
UNSPECIFIED TOLERAUCES	



DESIGN	阿树	VIEW:	MODEL TYPE: SIM CARD CONN
CHECKED		UNIT: mm/in	PART NO.: XKSIM-005
APPROVED		SIZE: A4	DWG NO.:

XKB INDUSTRIAL PRECISION CO.,LIMITED

SCALE	PAGE	REVISION
N/A	1/1	A1