

Panel feed-through terminal block - PWO 4-POT-SCM - 3056912

Please be informed that the data shown in this PDF Document is generated from our Online Catalog. Please find the complete data in the user's documentation. Our General Terms of Use for Downloads are valid (<http://phoenixcontact.com/download>)



Panel feed-through terminal block, connection method: Push-in spring connection, Slip-on connection, number of positions: 1, load current: 18 A, cross section: 0.2 mm² - 4 mm², AWG 24 - 12, connection direction of the conductor to plug-in direction: 45 °, width: 8.1 mm, color: gray

The figure shows a 7-position version

Your advantages

- Time saving push-in connection, tools not required
- Defined contact force ensures that contact remains stable over the long term
- Tool-free snap-in principle enables easy mounting on the device panel
- Automatic panel thickness compensation enables universal use
- Reliable seal even with low-viscosity molding compounds



Key Commercial Data

Packing unit	50 pc
GTIN	
GTIN	4046356485487

Technical data

General

Number of levels	1
Number of connections	2
Nominal cross section	4 mm ²
Color	gray
Insulating material	PA
Flammability rating according to UL 94	V0
Maximum load current	20 A
Rated surge voltage	8 kV
Degree of pollution	3
Overvoltage category	III

Panel feed-through terminal block - PWO 4-POT-SCM - 3056912

Technical data

General

Insulating material group	I
Ambient temperature (operation)	-40 °C ... 105 °C
Connection in acc. with standard	IEC 60947-7-1
Nominal current I _N	18 A
Maximum load current	18 A
Nominal voltage U _N	800 V
Open side panel	No
Number of positions	1

Dimensions

Width	8.1 mm
Pitch	8.1 mm
Plate thickness	1 mm ... 4 mm

Connection data

Connection side	outside
Connection method	Push-in spring connection
Conductor cross section solid min.	0.2 mm ²
Conductor cross section solid max.	4 mm ²
Conductor cross section flexible min.	0.2 mm ²
Conductor cross section flexible max.	6 mm ²
Conductor cross section AWG min.	24
Conductor cross section AWG max.	12
Conductor cross section flexible, with ferrule without plastic sleeve min.	0.25 mm ²
Conductor cross section flexible, with ferrule without plastic sleeve max.	6 mm ²
Conductor cross section flexible, with ferrule with plastic sleeve min.	0.25 mm ²
Conductor cross section flexible, with ferrule with plastic sleeve max.	4 mm ²
2 conductors with same cross section, stranded, TWIN ferrules with plastic sleeve, min.	0.5 mm ²
2 conductors with same cross section, stranded, TWIN ferrules with plastic sleeve, max.	1 mm ²
Stripping length	10 mm
Internal cylindrical gage	A4
Connection side	inside
Connection method	Slip-on connection
Slip-on connection	6.3 x 0.8 mm

Standards and Regulations

Connection in acc. with standard	CSA
	IEC 60947-7-1
Flammability rating according to UL 94	V0
CE safety note	<ul style="list-style-type: none"> • WARNING: Only electrically qualified personnel may install and operate the product. They must observe the following safety notes. The qualified personnel must be familiar with the basics of electrical

Panel feed-through terminal block - PWO 4-POT-SCM - 3056912

Technical data

Standards and Regulations

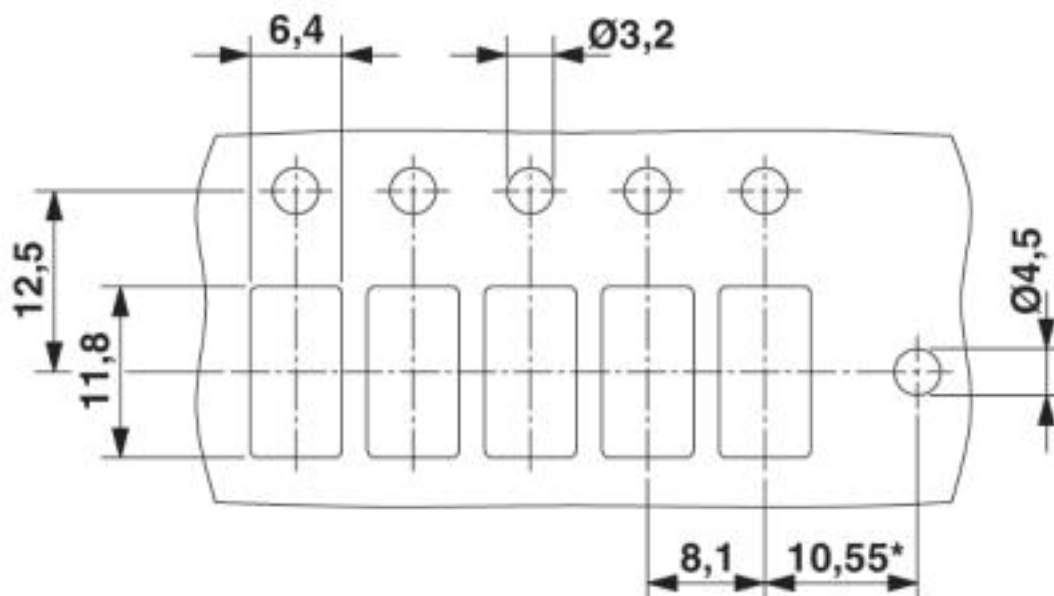
	engineering. They must be able to recognize and prevent danger. The relevant symbol on the packaging indicates that only personnel familiar with electrical engineering are allowed to install and operate the product.
	• The installation notes/Design In documents online on the download page at phoenixcontact.com/products must be observed for this product.

Environmental Product Compliance

China RoHS	Environmentally friendly use period: unlimited = EFUP-e
	No hazardous substances above threshold values

Drawings

Dimensional drawing



*Only when using the PW 4-F flange plate

Approvals

Approvals

Approvals


CSA / cULus Recognized / EAC


Ex Approvals

Panel feed-through terminal block - PWO 4-POT-SCM - 3056912

Approvals

Approval details

CSA		http://www.csagroup.org/services-industries/product-listing/		2618381-158887
	B	C	D	
Nominal voltage UN	300 V	300 V	600 V	
Nominal current IN	30 A	30 A	5 A	
mm ² /AWG/kcmil	24-10	24-10	24-10	

cULus Recognized		http://database.ul.com/cgi-bin/XYV/template/LISEXT/1FRAME/index.htm		E60425-20100423
	B	C	D	
Nominal voltage UN	300 V	300 V	600 V	
Nominal current IN	30 A	30 A	5 A	
mm ² /AWG/kcmil	24-10	24-10	24-10	

EAC		B.01742		
-----	---	---------	--	--

Phoenix Contact 2019 © - all rights reserved
<http://www.phoenixcontact.com>

PHOENIX CONTACT GmbH & Co. KG
 Flachsmarktstr. 8
 32825 Blomberg
 Germany
 Tel. +49 5235 300
 Fax +49 5235 3 41200
<http://www.phoenixcontact.com>