
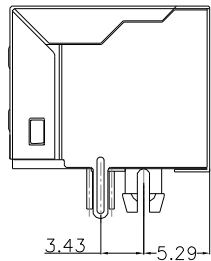


REACH & RoHS
COMPLIANT

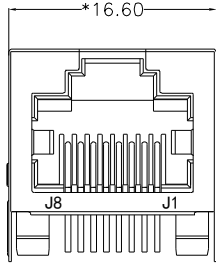
REV.	ECN / DESCRIPTION	BY	DATE



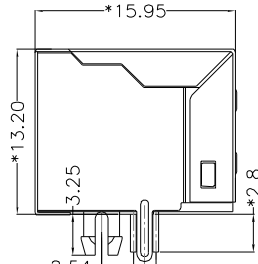
TOP VIEW



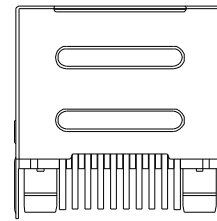
LEFT SIDE VIEW



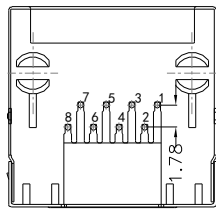
FRONT VIEW



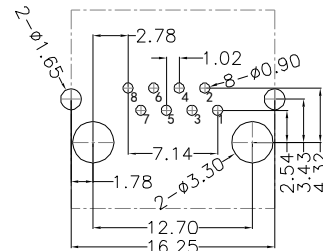
RIGHT SIDE VIEW



BACK VIEW



BOTTOM VIEW



RECOMMENDED PCB LAYOUT
VIEWED FROM COMPONENT SIDE

MATERIAL:

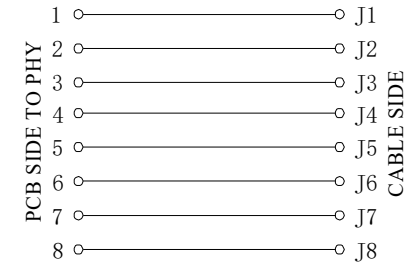
HOUSING: PBT,UL94V-0,BLACK.
TERMINAL: PHOSPHOR BRONZE Ø=0.46MM, G/FU" GOLD PLATING.
SHIELD: C2680,T=0.20MM,20U" MIN NICKEL PLATING
ON ALL AREA.

MACHANICAL:

DURABILITY: 750 CYCLES MIN,12.5MM/MINUTE.
INSERTION FORCE: 2.2KG.F MAX.
RETENTION STRENGTH : 7.7KG.F BETWEEN JACK AND PLUG.
OPERATING TEMPERATURE: -40°C~+85°C.
STORAGE TEMPERATURE: -40°C~+85°C.
ALL CRITICAL DIMENSIONS WITH "*"

ELECTRICAL:

VOLTAGE: 125 VOLTS AC.
CURRENT RATING : 1.5AMP.
DIELECTRIC STRENGTH: 1000 VAC RMS 50HZ OR 60HZ,1MIN.
INSULATION RESISTANCE: 500 MEGA OHMS MIN. INITIAL
AFTER 500V DC FOR 1 MINUTE.
CONTACT RESISTANCE: SINGLE TERMINAL 30 MILLIOHMS MAX.
INITIAL 50 MILLIOHMS MAX. AFTER
DURABILITY TEST.



深圳市富港科技有限公司

TITLE: RJ45直通 56带屏蔽无灯	SIZE A4	UNITS MM[INCH]	GENERAL TOLERANCES UNLESS SPECIFIED		APPROVED BY:
			x±0.35	x°±3.0°	CHECKED BY:
			.x±0.30	.x°±2.0°	
PART NO.: RJ-561188GWA1DY128	SACLE 1:1	REV A1	.xx±0.25	.xx°±1.5°	DESIGND BY: KYD
			.xxx±0.10	.xxx°±1.0°	
REMARK:	SHEET 1/1				