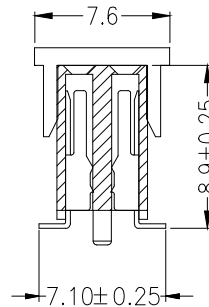
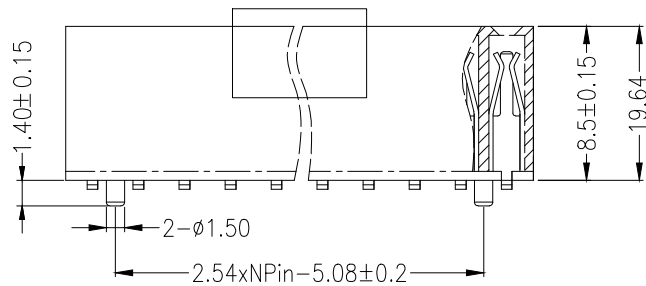
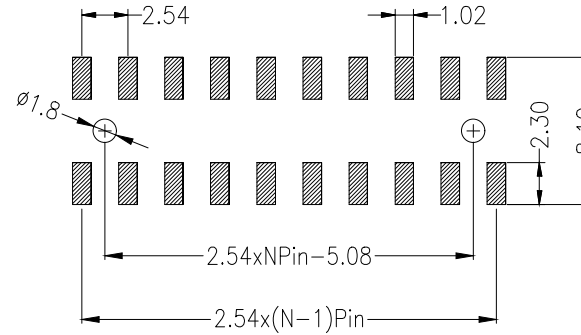
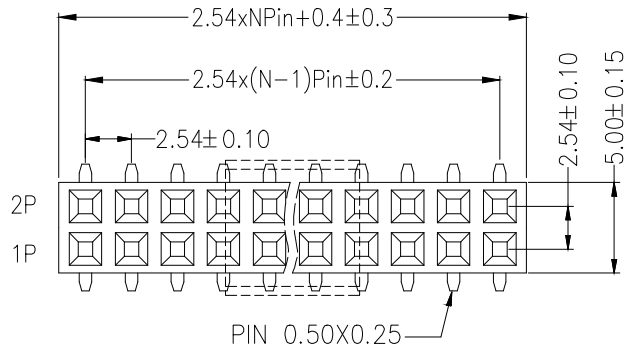


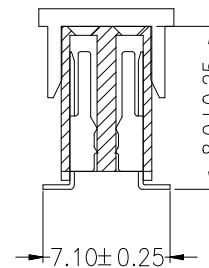
Recommended P.C.B Layout(Top Side)
(PCB BOARD TOLERANCE±0.05)

SPECIFICATIONS
 Rated Current:3.0AMP
 Contact Resistance:20mΩMax
 Withstand Voltage:1000V AC/DC
 Insulation Resistance:1000MΩMin
 Operation Temperature:-40°C to +105°C

Contact Material:Copper Alloy
 Contact Plating:Au or Sn Over Ni
 Insulator Material:Polyester(UL94V-0)
 Resistance To Soldering Heat:
 260°C±5°C, 10s(PA6T&PA9T&LCP insulator)

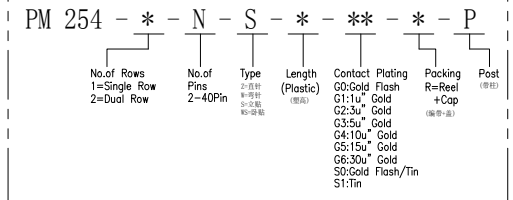


P=With Post



默认 =W/O Post

Ordering Information



			GENERAL TOLERANCE	制图 DRAWING	深圳市华灿天禄电子有限公司 ShenzhenhuacantianluELECTRONICS CO., LTD			
			DIM TOL	审核 CHECK	产品名称 TITLE	2.54双排 排母 贴片(塑高8.5)	版本 REV.	A
			X.X ±0.30	批准 APPROVAL	产品料号 PART NO.	PM254-2-N-S-8.5-XX(L9.1)	单位 UNITS	mm
1	初版发行		X.XX ±0.20	比例 SCALE	材料 MATERIAL		页次 SHEET	1/1
序号 No.	变更内容 MODIFY CONTENT	日期 MODIFY DATE	X.XXX ±0.10	投影 Projection				
			Angle ±3.0°					