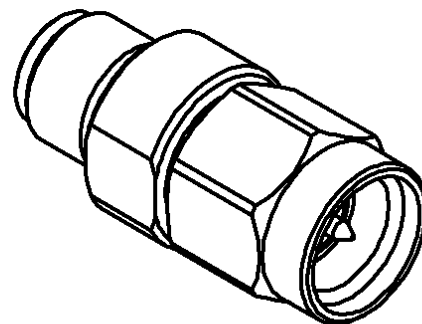
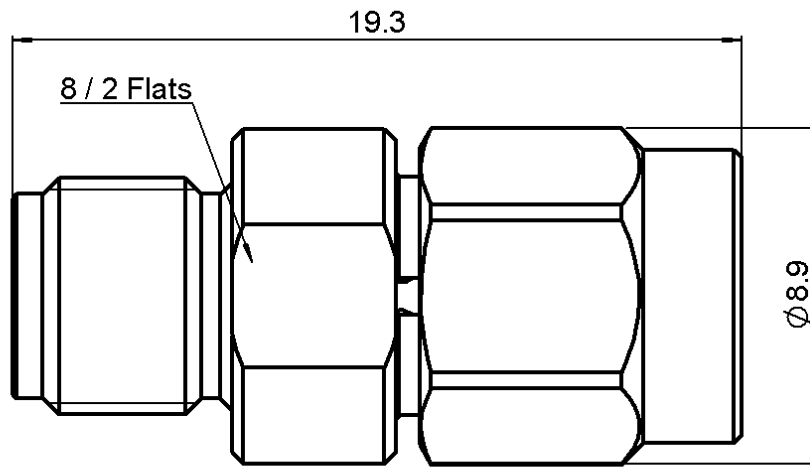


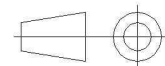
SMA ATTENUATOR
10 DB 15 GHZ 2W

R411.810.000
Series : **ATTENUATOR**



SCALE 1 / 1

All dimensions are in mm.



COMPONENTS	MATERIALS	PLATING(µm)
BODY	STAINLESS STEEL	PASSIVATION
MALE CENTER CONTACT	BERYLLIUM COPPER	GOLD 2.5 OVER NICKEL 1
FEMALE CENTER CONTACT	BERYLLIUM COPPER	GOLD 2.5 OVER NICKEL 2
OUTER CONTACT		
INSULATOR	PTFE	
GASKET	SILICONE RUBBER	
SUBSTRATE	ALUMINA	
RESISTOR	THIN FILM	
OTHERS PARTS		

Issue : 0834 H

In the effort to improve our products, we reserve the right to make changes judged to be necessary.



SMA ATTENUATOR
10 DB 15 GHZ 2W

R411.810.000
Series : ATTENUATOR

ELECTRICAL CHARACTERISTICS

Frequency (GHz)	DC - 4	4 - 8	8 - 12.4	12.4 - 15
V.S.W.R (≤)	1.20	1.25	1.30	1.35
Deviation(±dB)	0.4	0.5	0.6	0.8

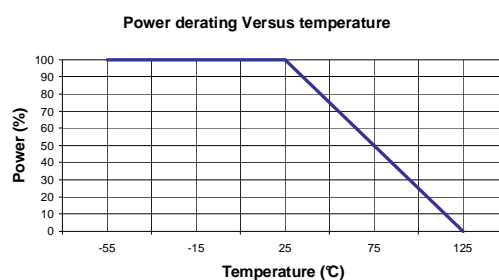
Operating Frequency Range	DC - 15	GHz
Impedance	50	Ω
Nominal Attenuation	10	dB
Peak power at 25°C (1μs, 1%)	100	W
Average power at 25°C	2	W (Free Air Cooled)
		W (Conduction Cooled)

MECHANICAL CHARACTERISTICS

Connectors	SMA	Male Female	MIL C39012
Weight	4,5810 g		

ENVIRONMENTAL CHARACTERISTICS

Operating temperature range	-55 / +125 °C
Storage temperature range	-55 / +125 °C



SPECIFICATION

OTHER CHARACTERISTICS

Issue : 0834 H

In the effort to improve our products, we reserve the right to make changes judged to be necessary.

