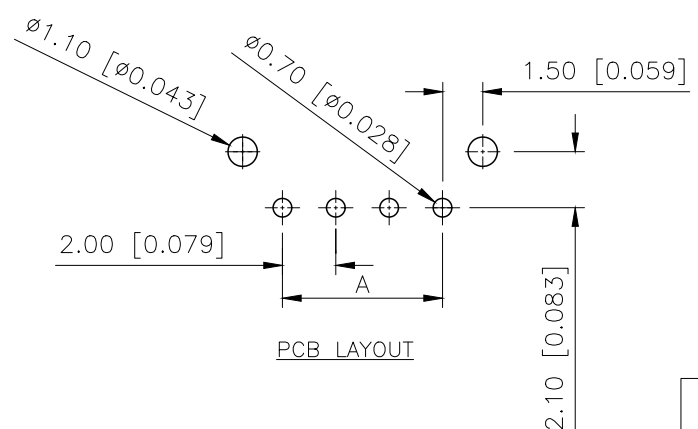
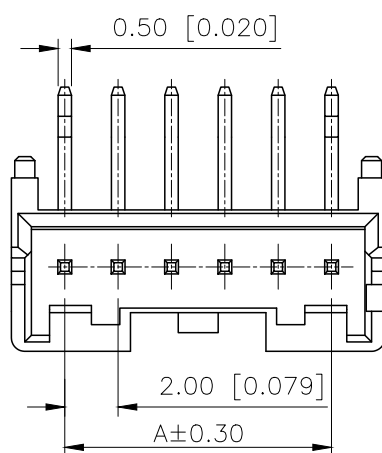
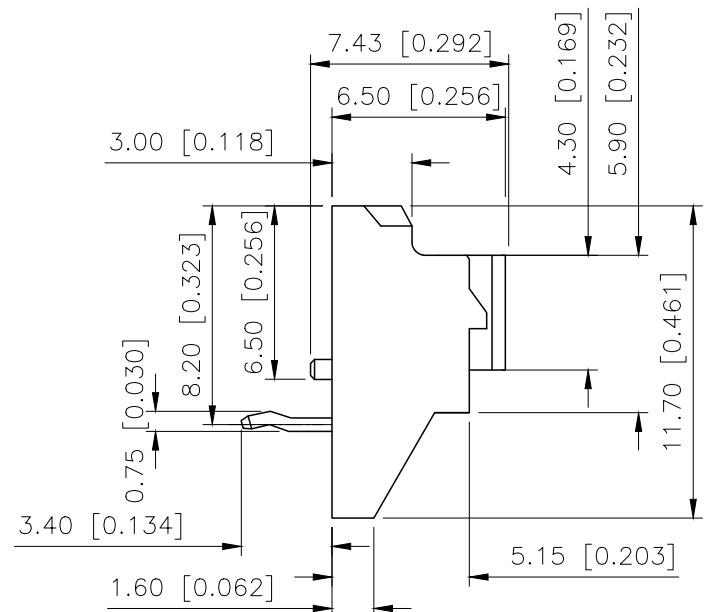
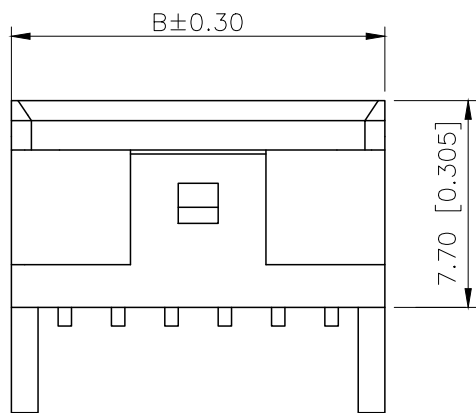


REVISIONS					
REV.	ECN NO.	LOCATION	DESCRIPTION	DATE	DESIGN
A0	N/A		INITIAL RELEASE	/	/
A1	N/A		图面升级整理图面	2024.11.27	阿树



- SPECIFICATIONS
- Voltage rating: 250V AC/DC
 - Current rating: 3A AC/DC
 - Withstanding Voltage: 800V AC/minute
 - Temperature range: -40°C ~ +125°C
 - Insulation resistance: $\geq 1000M\Omega$
 - Contact resistance: $\leq 20m\Omega$
 - After environmental testing: $\leq 20m\Omega$

PART NO.:

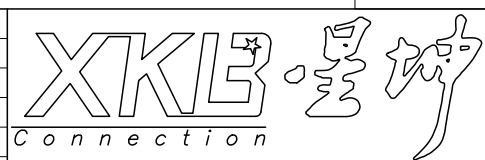
X2000 W R-XX A-PT SN
① ② ③ ④ ⑤ ⑥ ⑦

- ① Series No
- ② Category: W-Wafer
- ③ Welding Board Angle: R-Stright 90°
- ④ Row No. Pin No: XX-02~12Pin
- ⑤ Plug the Pin & Special NO.: A-With Kink
- ⑥ Material: PT-PBT UL94V-0
- ⑦ Planting: SN-Tin Plated

Poles	Dimensions(mm)		Poles	Dimensions(mm)	
	A	B		A	B
02	2.00	6.00	08	14.00	18.00
03	4.00	8.00	09	16.00	20.00
04	6.00	10.00	10	18.00	22.00
05	8.00	12.00	11	20.00	24.00
06	10.00	14.00	12	22.00	26.00
07	12.00	16.00			

X2000WR-XXA-PTSN	PBT UL 94V-0	Brass	Tin-Plated	X2000HM
PART NO	Material	Material(Pin)	Finish(pin)	Suitable XKB Housing

AuGLAR	±5°
X.	±0.40
X.x	±0.30
X.xx	±0.20
X.xxx	±0.15
UNSPECIFIED TOLERANCES	



DESIGN	阿树	VIEW:		MODEL TYPE:	2.00mm Crimp Style Connectors
CHECKED		UNIT:	mm/in	PART NO.:	X2000WR-XXA-PTSN
APPROVED		SIZE:	A4	DWG NO.:	

XKB INDUSTRIAL PRECISION CO., LIMITED

SCALE	PAGE	REVISION
N/A	1/1	A1