THIS DRAWING IS UNPUBLISHED. RELEASED FOR PUBLICATION 20
© COPYRIGHT 20 BY - ALL RIGHTS RESERVED.

REVISIONS

P	LTR	DESCRIPTION	DATE	DWN	APVD
	1	INITIAL RELEASE	11OCT2016	AD	SH



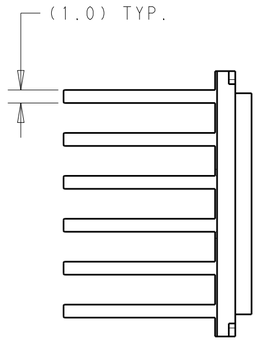

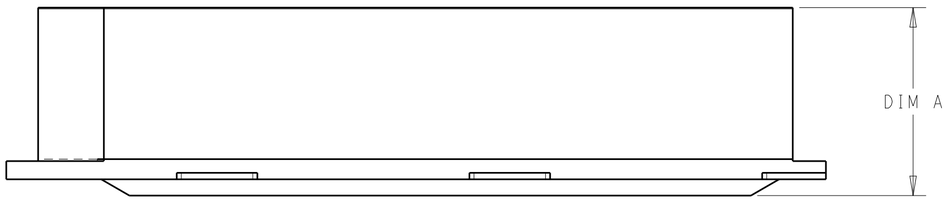

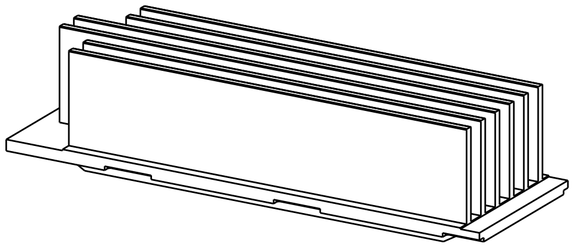

2288231-3 AS SHOWN
SCALE 2:1

THIS PRINT IS
PRELIMINARY
UNQUALIFIED PRODUCT
CONTACT PRODUCT ENGINEERING
BEFORE USING THIS PRINT

1. MATERIAL: ALUMINUM ALLOY;
2. FINISH: ELECTROLESS NICKEL;
3. FINISH: ANODIZED BLACK;
4. 0.2mm MAX BURR PERMISSIBLE
5. VARIATION IN PLATING COLOR IS NORMAL AND ALLOWED

DIM. A	FINISH	PART NUMBER
16.25	3	2288231-6
14.45	3	2288231-3

THIS DRAWING IS A CONTROLLED DOCUMENT.

DIMENSIONS: mm

TOLERANCES UNLESS OTHERWISE SPECIFIED:
0 PLC ±-
1 PLC ±0.3
2 PLC ±0.25
3 PLC ±0.15
4 PLC ±-
ANGLES ±-

MATERIAL - -
FINISH - -

DWN ANDY XIE 11OCT2016
CHK SEAN HAN 11OCT2016
APVD SEAN HAN 11OCT2016
PRODUCT SPEC -
APPLICATION SPEC -
WEIGHT -

TE Connectivity

PRELIMINARY

NAME HEAT SINK, FRONT TO REAR AIRFLOW CFP4 -

SIZE	CAGE CODE	DRAWING NO	RESTRICTED TO
A2	-	C-2288231	-

CUSTOMER DRAWING | SCALE 1:1 | SHEET 1 OF 1 | REV 1

1471-9 (3/13)